

SPECIAL CITY COUNCIL MEETING WILL BEGIN AT 6:30 PM

**NOTICE OF SPECIAL MEETING
TOWN OF RANSOM CANYON
CITY COUNCIL AGENDA
TUESDAY, JULY 18, 2023**

Jana Trew, Mayor

Corey Evans, Alderwoman
Ron McWilliams, Alderman
Terry Waldren, Alderman

Val Meixner, Mayor Pro Tem
John Hand, Alderman
Elena Quintanilla, City Administrator

Notice is hereby given that the special meeting for the governing body of the Town of Ransom Canyon is called for 6:30 p.m. on Tuesday, July 18, 2023 at the Ransom Canyon Ranch House, 1 Island Drive, in Ransom Canyon, Texas, 79366. The City Council agenda and packet are posted online at <https://www.ci.ransom-canyon.tx.us>.

1. CALL TO ORDER/PRAYER/PLEDGES AT 6:30 P.M.
2. CITIZEN COMMENTS AND PROPERTY OWNER'S ASSOCIATION REPORT - **In accordance with law, no Council *discussion or action* is to be taken until such matter is placed on the Agenda.** Citizens shall be allowed to speak on any matter other than personnel matters, matters under litigation or matters concerning the purchase, exchange, lease or value of real property
3. PUBLIC HEARING: Discussion regarding the Consumer Confidence Report- Water Quality for 2022.
4. DISCUSSION ITEM: An Update on the Buffalo Lake Dam Renovation – Jason Corley, County Commissioner Precinct 2.
5. DISCUSSION ITEM: Lake Ransom Canyon Habitat Conservation Organization – Trent Riddle.
6. DISCUSSION ITEM: Update on the Texas Parks and Wildlife Park Grant – Sam Moody and Parkhill Team.
7. DISCUSSION ITEM: Pickleball Interest in the Canyon – Ronnie Hill

8. ACTION ITEM: APPROVE MINUTES OF:
 - a. Special Meeting on May 16, 2023
 - b. Regular Meeting on June 13, 2023
 - c. Special Meeting on June 19, 2023
 - d. Special Meeting on June 20, 2023
 - e. Special Meeting on July 6, 2023

9. ACTION ITEM: APPROVE FINANCIALS
 - a. Financial Reports
 - b. June 2023 Claims & Demands
 - c. Financial Investment Report

10. ACTION ITEM: CONSIDER AND ACT UPON negotiating or rejecting a bid from L Howard Construction in the amount of \$8,088,185.08 for the new wastewater treatment facility funded through the Texas Water Development Board (TWDB).

11. ACTION ITEM: CONSIDER AND ACT UPON a resolution authorizing the city to apply for a Local Park Grant through Texas Parks and Wildlife in the amount of \$150,000.00 and allowing the city manager to act as the authorized official in all matters pertaining to the grant.

12. ACTION ITEM: CONSIDER AND ACT UPON an ordinance to change the water meter fee so that the fee is assessed according to the current costs.
 - A. BUILDING REVIEW COMMITTEE REPORT: The Building Review Committee met on June 19, 2023, to review plans for a new residential construction at 34 Highland Drive. The builder is Windridge Construction. The Committee also discussed house plans for the Ransom Ranch Addition.

 - B. DEPARTMENT REPORTS:
 - a. Administration: Elena Quintanilla
 - City Administrator Schedule of Events
 - Texas Parks and Wildlife Grant Proposal
 - Orientation for New/Current Councilmembers
 - b. Court: Elena Quintanilla
 - Report on Pending Municipal Court Cases
 - Report on New Municipal Court Cases
 - c. Operations: Cory Needham
 - Mosquito Prevention/Abatement
 - Update on the Water Meter Project
 - July 4th Beautification
 - Weed Prevention
 - d. Police: James Hill

- Citations, Warnings, and Arrests
- Police Training and Education
- Weed Notices
- Disaster Recovery/Emergency Management Planning
- July Fourth Traffic
- Movie Night
- e. Fire: Rand McPherson
 - EMS Calls
 - Fire Calls
 - Fourth of July Activities
 - Issues with Tanker Truck
- f. Library: Angie Fikes
 - Summer Reading Program

13. ADJOURN

Executive Session Disclosure Statement: The City Council reserves the right to adjourn into executive session at any time during the course of this meeting to discuss any of the matters listed above, as authorized by the Texas Government Code, Section 551.071 (Consultation with Attorney), 551.072 (Deliberations about Real Property), 551.073 (Deliberations about Gifts and Donations), 551.074 (Personnel Matters), 551.076 (Deliberations about Security Devices and 551.087 (Economic Development).

If any accommodations for a disability are required, please notify the City Administrator's office at 806-829-2470 at least two (2) working days prior to the date of the meeting. The building has handicap parking areas and is wheelchair accessible at the front entrance to the building.

All items listed on this agenda are eligible for both discussion and action unless expressly limited.

CERTIFICATION

DATED THIS THE 14th DAY OF JULY, 2023

I, the undersigned authority, do hereby certify that the above Notice of Meeting of the governing body of Ransom Canyon, Texas is a true and correct copy of said notice that has been posted in the display case at the City Hall of Ransom Canyon, Texas, a place convenient and readily accessible to the general public at all times, and said notice was posted on or before July 14, 2023 by 4:00 PM and remained so posted continuously for at least 72 hours preceding the scheduled time of such meeting.

Elena Quintanilla, City Secretary

I certify that the attached notice and agenda of items to be considered by the City Council was removed by me from the front doors of City Hall on _____ day of _____, 2023.

Elena Quintanilla, City Secretary

**AGENDA ITEM 8:
APPROVAL OF
MINUTES**

SPECIAL MEETING ON MAY 16, 2023

REGULAR MEETING ON JUNE 13, 2023

SPECIAL MEETING ON JUNE 19, 2023

SPECIAL MEETING ON JUNE 20, 2023

SPECIAL MEETING ON JULY 6, 2023

Ransom Canyon City Council Meeting Minutes
Special Meeting, May 16, 2023
Ransom Canyon City Hall, 24 Lee Kitchens Drive

1. Call to Order/Pledges/Prayer

The special meeting was called to order at 6:30 p.m. by Mayor Jana Trew. The City Council met in person at City Hall, 24 Lee Kitchens Drive, Ransom Canyon, Texas 79366. The following City Council members physically attended the meeting: Mayor Jana Trew, Mayor Pro Tem Brandt Underwood, Councilmembers Ron McWilliams, Val Meixner, Dr. Terry Waldren, and John Hand. Staff members attending the meeting included City Administrator, Elena Quintanilla; Deputy City Secretary, Leslie Randolph, Chief of Police, James Hill; Public Works Director, Cory Needham; Fire Chief, Rand McPherson; Librarian, Angie Fikes; and General Counsel, Garrett Ferguson. Guests in attendance included the residents listed in the attached sign-in list. The prayer was said by Councilmember Val Meixner, followed by the pledges to the United States and State of Texas.

2. Property Owner's Association (POA) Report and Citizen Comments

David Riley provided comments regarding the setbacks requested by Quad K Investments on behalf of the Building Review Committee. Several residents publicly included their comments in public in opposition to the setbacks.

Linda Williams announced that the Brookhollow Chapel will have a Tea Party on Saturday, May 20, 2023 at the Chapel.

The City Administrator encouraged citizens to submit letters to City Hall in support of rehabilitation of the city park. The City will put a template on the website as a sample of the letter.

3. Resolution to Declare the Duly Elected for the May 6, 2023 Election

The City Council approved Resolution 23-0516 declaring Mayor Jana Trew and Councilmember Val Meixner elected to the City Council for the purposes of the May 6, 2023 Election on a motion made by Mayor Pro Tem Brandt Underwood, seconded by Dr. Terry Waldren; motion carried unanimously. Mayor Jana Trew and Councilmember Val Meixner executed their Statement of Officer and their Oaths of Office, and the Mayor provided "Certificates of Election" to the elected.

4. Minutes
The minutes of the regular meeting on April 23, 2023 were approved on a motion made by Councilmember Ron McWilliams, seconded by Mayor Pro Tem Brand Underwood; motion carried unanimously.
5. Financials
The financial reports and the April 2023 claims and demands were approved on a motion made by Councilmember Dr. Terry Waldren, seconded by Mayor Pro Tem Brandt Underwood; motion carried unanimously.
6. Interlocal Agreement with South Plains Association of Governments (SPAG)
The City Council approved an interlocal governmental cooperation contract for administration services with South Plains Association of Governments (SPAG) to write a Texas Parks and Wildlife Grant for the Town of Ransom Canyon and to provide administrative services for a fee if funded on a motion made by Mayor Pro Tem Brandt Underwood and seconded by Councilmember Dr. Terry Waldren; motion carried unanimously.
7. Public Investment Policy
The City Council approved a Public Investment Policy for the Town of Ransom Canyon that was originally approved on May 11, 2010 on a motion made by Mayor Pro Tem Brandt Underwood, seconded by Councilmember Dr. Terry Waldren; motion carried four to one with Councilmember John Hand voting nay, and Councilmembers Ron McWilliams, Val Meixner, Dr. Terry Waldren, and Mayor Pro Tem Brandt Underwood voting aye.
8. Fence Variance for 2 West Brookhollow
The City Council denied a variance request to add seven feet of fence on top of a retaining wall that is approximately 42-45 inches tall at a new residential home located at 2 West Brookhollow with a three to two vote. The following members voted as follows: Councilmembers Ron McWilliams, Val Meixner, and John Hand voting nay, and Dr. Terry Waldren and Mayor Pro Tem Brandt Underwood voting aye.
9. Quad K Investments variance for a 35-foot set-back for the new subdivision
The City Council removed this item from the agenda until further notice.

A. BUILDING REVIEW COMMITTEE REPORT:

The Building Review Committee (BRC) did not meet in the month of April.

B. DEPARTMENT REPORTS:

- a. Administration: Elena Quintanilla reported the following:
 - She discussed her schedule of events for the week.
 - She provided a legislative update to the City Council.
 - Texas Tech Landscape and Architect Department presented their designs on April 24, 2023 from 9:00 a.m. – 11:00 a.m. for the city park.
 - Councilmember Ron McWilliams provided a Capital Improvement Advisory Committee update.
 - The City Administrator may seek requests for proposals for healthcare benefits for city employees if the benefit pool presents significant increases in costs.
 - The City Council will make an appointment to their City Council in June to fill one City Council position.
 - She provided the City Council with a budget calendar.
- b. The Municipal Court: Elena Quintanilla reported the following:
 - There were no changes in Municipal Court since last month.
- c. Operations: Robby McCarver reported the following:
 - The Optimum fiber optic project is complete.
 - The Operations team will begin spraying on the ground to abate for mosquitos next week.
 - The Parkhill seal coat project will begin in August and the following streets will be seal coated this year: Foothill, Mesquite, and Highland.
 - The preconstruction meeting for the smart water meter project will take place on May 23, 2023 at 10:00 a.m.
 - Operations staff is repairing the street sweeper.
 - Operations staff sprayed for weeds last week and will continue to spray this week.
 - The Property Owner's Association Clean Up Day was successful and the city staff picked up loads of waste from twelve homes and the Texas Forest Service, Fire Department, and Allen Butler significantly contributed their volunteer efforts that day.
 - The Operations Department is short one staffer because Ryan Sanchez is no longer with the department. Operations is hiring one part-time temporary staffer for the summer.
- d. Police: Chief James Hill reported the following:
 - The Police handled twenty-eight traffic stops. These stops are broken down as follows: seven citations and twenty-one warnings. There was one arrest.
 - Chief Hill mentioned that Officer Garza passed his Animal Control Officer school and Lt. Charles Jensen will be attending Firearms Training in July.
 - Chief Hill is working on a disaster recovery and emergency management plan for the city.
 - The pet vaccinations went well for the city.

- e. Fire: Rand McPherson reported the following:
 - There were eight (8) EMS calls and five (5) fires call this month.
 - Councilmember Ron McWilliams and Scott Roberts made an effective Firewise Presentation and worked well with the Texas Forest Service on this initiative.
 - The Volunteer Fire Department pancake breakfast was a success.
- f. Library: Angie Fikes reported the following:
 - The youth are assisting with cleaning the library for the summer.
 - The Summer Reading Program will start on June 17, 2023 with slides and snow cones. The theme this year is Alice and Wonderland so the youth will enjoy tea parties with hats and sack races.

Adjournment

The City Council adjourned the meeting at 8:11 p.m. on a motion made by Mayor Pro Tem Brandt Underwood, seconded by Councilmember Dr. Terry Waldren; motion carried unanimously.

APPROVED:

Jana Trew, Mayor

ATTEST:

Elena Quintanilla, City Secretary

Ransom Canyon City Council Meeting Minutes
Regular Meeting, June 13, 2023
Ransom Canyon City Hall, 24 Lee Kitchens Drive

1. Call to Order/Pledges/Prayer

The regular meeting was called to order at 6:30 p.m. by Mayor Jana Trew. The City Council met in person at City Hall, 24 Lee Kitchens Drive, Ransom Canyon, Texas 79366. The following City Council members physically attended the meeting: Mayor Jana Trew and Councilmembers Val Meixner, Dr. Terry Waldren, and John Hand. Councilmember Ron McWilliams was absent. Staff members attending the meeting included City Administrator, Elena Quintanilla; Deputy City Secretary, Leslie Randolph, Chief of Police, James Hill; Public Works Director, Cory Needham; Fire Chief, Rand McPherson; and Librarian, Angie Fikes. Guests in attendance included the residents listed in the attached sign-in sheet. The prayer was said by Chief of Police, James Hill, followed by the pledges to the United States and State of Texas.

2. Property Owner's Association (POA) Report and Citizen Comments

John Hodges reminded everyone to pay their Property Owner's Association dues and mentioned that the pool is renewing their memberships.

Linda Williams introduced Jim Rickard as the new President of the Chapel.

Vicki Keller addressed some recommendations to City Council to be made to the minutes of May 16, 2023.

Lesa Reed requested a homestead exemption for seniors.

3. Minutes

Approval of the minutes for the special meeting on May 16, 2023, were postponed for approval until the next City Council meeting on a motion made by Councilmember John Hand, seconded by Councilmember Val Meixner; motion carried unanimously.

4. Financials

The financial reports and the May 2023 claims and demands were approved on a motion made by Councilmember Dr. Terry Waldren, seconded by Councilmember John Hand; motion carried unanimously.

5. Agreement with BSLT Triathlon
The City Council approved an agreement with BSLT Triathlon to host their annual triathlon in Ransom Canyon on August 6, 2023 on a motion made by Councilmember Dr. Terry Waldren, and seconded by Councilmember John Hand; motion carried unanimously.
6. Swim Variance
The City Council approved a resolution to allow swimming in the lake for a triathlon in Ransom Canyon on August 6, 2023 on a motion made by Dr. Terry Waldren, seconded by Councilmember Val Meixner; motion carried unanimously.
7. Alderman At-Large Appointment for a Two-Year Term
The City Council appointed Corey Evans to serve an appointment as an Alderman At-Large for a two-year term to the Town of Ransom Canyon City Council on a motion made by Councilmember Dr. Terry Waldren, seconded by Councilmember John Hand; motion carried unanimously. Corey Evans took her Statement of Officer and her Oath of Office.
8. Appointment of Mayor Pro Tem
The City Council appointed Val Meixner as Mayor Pro Tem on a motion made by Councilmember Dr. Terry Waldren, seconded by Councilmember John Hand; motion carried unanimously.
9. Selection of Engineer for a Texas Parks and Wildlife Grant
The City Council approved Parkhill to serve as the engineering firm to work in collaboration with the City and South Plains Association of Governments to apply for the City's Texas Parks and Wildlife Grant application on a motion made by Councilmember Dr. Terry Waldren, seconded by Councilmember John Hand; motion carried unanimously.
10. City Health Benefit Plan
The City Council approved the renewal of a health plan for the city employees through Texas Health Benefits Pool on a motion made by Councilmember Dr. Terry Waldren, seconded by Val Meixner; motion carried unanimously.
11. LRC Realty Properties
The City Council approved a special warranty deed, in a form as approved by the City's legal counsel, to accept properties as surveyed by Parkhill to the Town of Ransom Canyon from LRC Realty, LLC. on a motion made by Councilmember John Hand, seconded by Councilmember Val Meixner; motion carried unanimously.

A. BUILDING REVIEW COMMITTEE REPORT:

The Building Review Committee (BRC) met on May 8, 2023, to review plans for a new residential construction at 15 Foothill. The builder is Sharkey homes. The Committee also discussed a variance request from Quad K Investments for setbacks for the homes in the Ransom Ranch Subdivision.

B. DEPARTMENT REPORTS:

- a. Administration: Elena Quintanilla reported the following:
 - She discussed her schedule of events for the week.
 - She provided an update on the Texas Parks and Wildlife Grant.
 - Vector Disease Control International (VDCI) will be conducting an aerial spray for twenty cities including Ransom Canyon.
 - She submitted an application on behalf of Ransom Canyon to Texas Municipal League as an Award of Excellence for the Aerial Mosquito Spray Coalition project.
 - The budget work session will take place on Tuesday, June 20, 2023, at 6:00 p.m.
 - She is scheduling an orientation for new and current city councilmembers.
- b. The Municipal Court: Elena Quintanilla reported the following:
 - There were three new parking citations added to the court docket.
- c. Operations: Cory Needham reported the following:
 - The Optimum fiber optic project is complete.
 - The Operations team applied larvicide to help mitigate for mosquitoes.
 - The Water Meter Replacement Project will begin in July.
 - The Operations team is street sweeping and beautifying the canyon for the Fourth of July festivities.
 - The Consumer Confidence Report for Water Quality Public Hearing will take place at the next City Council Meeting in July.
 - Operations staff is spraying for weeds.
 - A pre-bid conference for the sewer plant will take place on Thursday, June 28, 2023.
- d. Police: Chief James Hill reported the following:
 - The Police handled three parking citations and seven warnings this month.
 - Chief Hill will be attending an Illegal Dumping and Abatement Training.
 - Chief Hill is working on weed notices. There are approximately forty notices that will go out to residents.
 - He is still working on the Disaster Recovery/Emergency Planning and All-Hazards Planning for the Town.
 - There were no major problems during the Memorial Day Weekend.
 - Movie Night is scheduled for July 29, 2023.
- e. Fire: Rand McPherson reported the following:

- There were eight (8) EMS calls and three (3) fires call this month.
 - The fishing contest will take place on July 1, 2023 and the parade and barbecue will take place on Tuesday, July 4, 2023 in the Canyon.
- f. Library: Angie Fikes reported the following:
- The library clean-up effort will be completed on Thursday.
 - The Summer Reading Program will start on Saturday, June 17, 2023, with slides and snow cones. The theme this year is Alice and Wonderland.

Adjournment

The City Council adjourned the meeting at 7:54 p.m. on a motion made by Councilmember Dr. Terry Waldren; seconded by Councilmember Val Meixner; motion carried unanimously.

APPROVED:

Jana Trew, Mayor

ATTEST:

Elena Quintanilla, City Secretary

TOWN OF RANSOM CANYON
SPECIAL CITY COUNCIL/BUILDING REVIEW COMMITTEE MEETING
JUNE 19, 2023
6:00 P.M.

The Building Review Committee of The Town of Ransom Canyon, Texas met in a special meeting on the 19th of June, 2023, in City Council Chambers, 24 Lee Kitchens Drive, Ransom Canyon, Texas at 6:00 p.m. where a quorum of City Council members was present.

6:00 P.M. BUILDING REVIEW COMMITTEE CONVENED

City Council Chambers, 24 Lee Kitchens Drive, Ransom Canyon, Texas

Present: Chairman John Russell, Committee Member John Kelley, Committee Member David Riley, Committee Member Emily Garrett, Committee Member Ross John Narvaeth, Committee Member Ralph Chilton, Council Member Val Meixner, Council Member Corey Evans, Council Member John Hand, City Administrator Elena Quintanilla, Deputy City Secretary Leslie Randolph, Director of Public Works Cory Needham, Police Chief James Hill, City Attorney Garrett Ferguson

Absent: Committee Member Mike Selleck, Mayor Jana Trew, Council Member Ron McWilliams, Council Member Terry Waldren

Guests: Joe Martin, Blake Hayes, Daniel Wetzal, Imre Szenttornyay, Carrie Harris, Robert Sherwood, Edie Sherwood

This was a meeting of the Building Review Committee. A quorum of City Council Members attended but did not participate in discussions during the meeting in which the committee considered and discussed the topics as shown below.

1. Citizen Comments: There were no comments
2. Review of New House Plans at 34 Highland Drive
The committee reviewed the plans, a permit was granted.
3. Discussion of Ransom Ranch Addition
Daniel Wetzal and Blake Hayes of Quad K Investments, LLC presented the proposed plan to build and answered questions. This was a discussion item no action was taken.

7:04 P.M. BUILDING REVIEW COMMITTEE ADJOURNED

There being no further business to come before the Building Review Committee, the meeting was adjourned

APPROVED:

Jana Trew, Mayor

ATTEST:

Elena Quintanilla, City Secretary

Ransom Canyon City Council Meeting Minutes
Special Meeting, June 20, 2023
Ransom Canyon City Hall, 24 Lee Kitchens Drive

1. Call to Order/Pledges/Prayer

The special meeting was called to order at 6:00 p.m. by Mayor Jana Trew. The City Council met in person at City Hall, 24 Lee Kitchens Drive, Ransom Canyon, Texas 79366. The following City Council members physically attended the meeting: Mayor Jana Trew, Councilmembers Corey Evans, Val Meixner, Dr. Terry Waldren, and John Hand. Councilmember Ron McWilliams was absent. Staff members attending the meeting included City Administrator, Elena Quintanilla; Chief of Police, James Hill; Director of Public Works, Cory Needham; and Assistant Fire Chief, Angela Hill. Elena Quintanilla said the prayer.

2. Budget Work Session #1

The following details were discussed for Budget Work Session #1 for both the capital and operating budgets:

REVENUES

- The sewer plant projection from Texas Water Development Board inflates the budget by \$3,000,000.
- The revenue of \$100,000 is projected to be spent in 2023-2024 for water meters, although the project is beginning this summer. These funds are from the American Rescue Plan Act (ARPA) funds.
- The City will review how to capture funds that are expended from the bank accounts because these funds are simply a transfer from the bank accounts and are not a revenue, although it reflects in the current budget as a revenue account.
- Quintanilla discussed the other revenue sources with City Council.

EXPENSES

- All payroll projections reflect a 4% cost of living increase and Quintanilla provided City Council with a handout reflecting other increases of cities across Lubbock County.
- Payroll also reflects an 15% increase in healthcare costs for employees. Out-of-pocket costs have also increased for employees covering dependents.
- All TML Risk Pool (Insurance) has been projected with 6% increases for Property and 10% increases in Liability; however, we are anticipating actual rates from the Risk Pool.

- Vehicle expenses for both Operations and Police are higher than the norm because we would like to start an escrow account so that these expenses do not unexpectedly build up in the future.
- Other expenses are established from reviewing the costs of the previous year.

CAPITAL

- Park improvements are projected at \$150,000 if the Texas Parks and Wildlife Grant is funded and City Council can determine if they want to spend the funds if not.
- The Water Meter Replacement project is projected at \$100,000 if this item is not billed prior to the beginning of the fiscal year.
- Seal coat and street repairs are projected at \$175,000.
- The City Council can consider funding a lake dredging feasibility study at \$118,000.

3. Adjournment

The City Council adjourned the meeting at 8:05 p.m. on a motion made by Councilmember Dr. Terry Waldren; seconded by Councilmember John Hand; motion carried unanimously.

APPROVED:

Jana Trew, Mayor

ATTEST:

Elena Quintanilla, City Secretary

Ransom Canyon City Council Meeting Minutes Property Owners
Association Meeting
July 6, 2023

1. **Call to Order**

The Property Owners Association Meeting was called to order at 6:30 p.m. by President John Hodges. A quorum of City Council members present included Councilpersons' Dr. Terry Waldren, Ron McWilliams, Val Meixner, and Corey Evans. Staff present included City Administrator Elena Quintanilla, Chief of Police James Hill, and Deputy City Secretary, Leslie Randolph and Executive Assistant, Rochelle Pointer.

2. Daniel Wetzel, Owner of Quad K Investments made a presentation and passed out building plans for the Ransom Ranch Addition. He also addressed questions of the public in attendance.

3. **Adjournment**

The Property Owners Association adjourned the meeting at 7:07 p.m.

APPROVED:

Jana Trew, Mayor

ATTEST:

Elena Quintanilla, City Secretary

**AGENDA ITEM #9:
APPROVAL OF
FINANCIAL REPORTS
Claims and Demands
for
June, 2023
and Financial
Investment Report**


ABOUT THIS QUARTERLY FINANCIAL REPORT

This report has been prepared by the Town of Ransom Canyon's City Administrator. The Quarterly Financial Report is intended to provide our users (internal and external) with information regarding the town's financial position and economic activity. This report includes information for the Quarter ending June 30, 2023.

The Report is presented in the following three sections:

1. The Financial Summary section reports the performance of the major operating funds of the Town. This section also highlights accounts payable transactions.
2. The Quarterly Investment section provides information regarding the current balances in the Town's bank accounts, along with any current debts to be paid.
3. The Southwest Economy Report for the Quarter provides information on the Texas Economy to review the Market Outlook in the State of Texas. This quarter has articles that provide information regarding the Texas Economy.

This Quarterly Financial Report is intended to provide our users with timely and relevant financial information regarding the Town of Ransom Canyon.



Elena Quintanilla

City Administrator

24 Lee Kitchens Drive

Ransom Canyon, TX

the 1990s, the number of people with a disability in the United States has increased from 20 million to 35 million (U.S. Department of Health and Human Services, 2000).

As a result of the increase in the number of people with disabilities, the need for accessible information has become more acute. The National Center for Accessible Information (NCAI) has estimated that the number of people with disabilities who are unable to access information is 100 million (NCAI, 2000).

One of the most important areas of concern is the need for accessible information for people with disabilities in the workplace.

The Americans with Disabilities Act (ADA) requires that employers provide accessible information to employees with disabilities. The ADA also requires that employers provide accessible information to customers with disabilities.

The ADA also requires that employers provide accessible information to the public.

The ADA also requires that employers provide accessible information to the media.

The ADA also requires that employers provide accessible information to the government.

The ADA also requires that employers provide accessible information to the courts.

The ADA also requires that employers provide accessible information to the public.

The ADA also requires that employers provide accessible information to the media.

The ADA also requires that employers provide accessible information to the government.

The ADA also requires that employers provide accessible information to the courts.

The ADA also requires that employers provide accessible information to the public.

CITY OF RANSOM CANYON
 REVENUE & EXPENSE REPORT (UNAUDITED)
 AS OF: JUNE 30TH, 2023

1 - GENERAL FUND
 FINANCIAL SUMMARY

	CURRENT BUDGET	CURRENT PERIOD	YEAR TO DATE ACTUAL	BUDGET BALANCE	% OF BUDGET
<u>REVENUE SUMMARY</u>					
UTILITY REVENUE	1,036,000.00	102,677.55	786,998.57	249,001.43	75.97
BUILDING PERMIT REVENUE	13,200.00	1,822.60	7,976.18	5,223.82	60.43
FRANCHISE REVENUE	36,100.00	800.00	39,600.82 (3,500.82)	109.70
AD VALOREM TAX REVENUE	990,000.00	0.00	1,048,381.83 (58,381.83)	105.90
INTEREST REVENUE	5,000.00	0.00	52,678.58 (47,678.58)	1,053.57
LIBRARY REVENUE	7,000.00	269.95	2,479.95	4,520.05	35.43
COURT REVENUE	1,800.00	0.00	1,276.94	523.06	70.94
OTHER REVENUE	3,200,500.00	18,385.99	252,581.00	2,947,919.00	7.89
BUDGETED SURPLUS	<u>723,760.00</u>	<u>616.05</u>	<u>57,080.94</u>	<u>666,679.06</u>	<u>7.89</u>
TOTAL REVENUES	6,013,360.00	124,572.14	2,249,054.81	3,764,305.19	37.40
	=====	=====	=====	=====	=====
<u>EXPENDITURE SUMMARY</u>					
CITY COURT	10,400.00	608.50	1,825.50	8,574.50	17.55
ADMINISTRATION	498,072.00	39,602.07	348,286.01	149,785.99	69.93
OPERATIONS	387,762.00	37,250.99	307,558.48	80,203.52	79.32
FIRE DEPARTMENT	111,529.00	4,276.30	92,041.55	19,487.45	82.53
LIBRARY	36,418.00	3,035.91	26,770.93	9,647.07	73.51
POLICE DEPARTMENT	409,331.00	43,028.46	306,578.19	102,752.81	74.90
SEWER DEPARTMENT	185,278.00	13,411.72	145,164.77	40,113.23	78.35
ROADS AND GROUNDS DEPT	104,467.00	9,770.70	78,069.70	26,397.30	74.73
WATER DEPARTMENT	475,207.00	75,699.27	327,053.90	148,153.10	68.82
PAYROLL DEPARTMENT	0.00	0.00	0.00	0.00	0.00
EMERGENCY OPS CENTER	27,875.00	216.27	3,315.73	24,559.27	11.89
CAPITAL EXPENDITURES	3,538,000.00	21,199.60	176,904.12	3,361,095.88	5.00
BONDS	<u>229,021.00</u>	<u>0.00</u>	<u>180,487.75</u>	<u>48,533.25</u>	<u>78.81</u>
TOTAL EXPENDITURES	6,013,360.00	248,099.79	1,994,056.63	4,019,303.37	33.16
	=====	=====	=====	=====	=====
REVENUES OVER/(UNDER) EXPENDITURES	0.00 (123,527.65)	254,998.18 (254,998.18)	0.00

CITY OF RANSOM CANYON
 REVENUE & EXPENSE REPORT (UNAUDITED)
 AS OF: JUNE 30TH, 2023

1 -GENERAL FUND
 REVENUES

	CURRENT BUDGET	CURRENT PERIOD	YEAR TO DATE ACTUAL	BUDGET BALANCE	% OF BUDGET
<u>UTILITY REVENUE</u>					
01 WATER REVENUE	640,000.00	67,195.84	460,505.76	179,494.24	71.95
02 SEWER REVENUE	240,000.00	22,004.54	197,635.17	42,364.83	82.35
03 GARBAGE REVENUE	148,000.00	12,943.34	115,858.28	32,141.72	78.28
04 PENALTY REVENUE	4,500.00	533.83	4,221.66	278.34	93.81
05 MOSQUITO SPRAY GROUND	0.00	0.00	0.00	0.00	0.00
06 MOSQUITO SPRAY AIR	3,000.00	0.00	8,447.70	(5,447.70)	281.59
07 GAS LIGHTS REVENUE	0.00	0.00	0.00	0.00	0.00
08 TURN ON REVENUE	500.00	0.00	250.00	250.00	50.00
09 RV REVENUE MONTHLY PAYEES	0.00	0.00	80.00	(80.00)	0.00
TOTAL UTILITY REVENUE	1,036,000.00	102,677.55	786,998.57	249,001.43	75.97
<u>BUILDING PERMIT REVENUE</u>					
110 BUILDING PERMIT REVENUE	10,000.00	1,822.60	7,176.18	2,823.82	71.76
111 TAP CONNECTION REVENUE	3,200.00	0.00	800.00	2,400.00	25.00
TOTAL BUILDING PERMIT REVENUE	13,200.00	1,822.60	7,976.18	5,223.82	60.43
<u>FRANCHISE REVENUE</u>					
120 ATMOS FRANCHISE REVENUE	10,000.00	0.00	11,731.90	(1,731.90)	117.32
121 SPEC FRANCHISE REVENUE	16,000.00	0.00	19,793.90	(3,793.90)	123.71
122 SOUTH PLAINS TEL FRANCHISE REV	2,000.00	0.00	849.82	1,150.18	42.49
123 SBC FRANCHISE REVENUE	100.00	0.00	25.20	74.80	25.20
124 MISC FRANCHISE REVENUE	500.00	0.00	0.00	500.00	0.00
125 INTERNET REVENUE	7,500.00	800.00	7,200.00	300.00	96.00
TOTAL FRANCHISE REVENUE	36,100.00	800.00	39,600.82	(3,500.82)	109.70
<u>AD VALOREM TAX REVENUE</u>					
443 DELINQUENT TAX REVENUE	6,000.00	0.00	12.17	5,987.83	0.20
444 CURRENT TAX REVENUE	980,900.00	0.00	1,046,201.67	(65,301.67)	106.66
445 TAX P&I REVENUE	3,000.00	0.00	2,089.99	910.01	69.67
446 TAX CERTIFICATE REVENUE	100.00	0.00	78.00	22.00	78.00
447 MISC TAX REVENUE	0.00	0.00	0.00	0.00	0.00
448 TAX COLLECTION REVENUE	0.00	0.00	0.00	0.00	0.00
TOTAL AD VALOREM TAX REVENUE	990,000.00	0.00	1,048,381.83	(58,381.83)	105.90
<u>INTEREST REVENUE</u>					
455 INTEREST INCOME	5,000.00	0.00	52,678.58	(47,678.58)	1,053.57
456 I&S INTEREST EARNED	0.00	0.00	0.00	0.00	0.00
457 CONSTRUCTION INTEREST	0.00	0.00	0.00	0.00	0.00
TOTAL INTEREST REVENUE	5,000.00	0.00	52,678.58	(47,678.58)	1,053.57
<u>LIBRARY REVENUE</u>					
465 LIBRARY REVENUE	7,000.00	269.95	2,479.95	4,520.05	35.43
466 CH FOUNDATION GRANT	0.00	0.00	0.00	0.00	0.00
TOTAL LIBRARY REVENUE	7,000.00	269.95	2,479.95	4,520.05	35.43

CITY OF RANSOM CANYON
 REVENUE & EXPENSE REPORT (UNAUDITED)
 AS OF: JUNE 30TH, 2023

01 -GENERAL FUND

REVENUES

	CURRENT BUDGET	CURRENT PERIOD	YEAR TO DATE ACTUAL	BUDGET BALANCE	% OF BUDGET
<u>COURT REVENUE</u>					
176 SEIZURE INCOME	0.00	0.00	0.00	0.00	0.00
177 COURT FEES	600.00	0.00	0.00	600.00	0.00
178 COURT FINES	1,200.00	0.00	1,276.94	(76.94)	106.41
179 COURT TRUST	0.00	0.00	0.00	0.00	0.00
TOTAL COURT REVENUE	1,800.00	0.00	1,276.94	523.06	70.94
<u>OTHER REVENUE</u>					
180 BUFFALO LAKE REVENUE	161,000.00	18,165.99	153,187.19	7,812.81	95.15
181 POA REVENUE	0.00	0.00	0.00	0.00	0.00
182 TEXAS WATER DEVELOPMENT BOARD	3,000,000.00	0.00	14,492.00	2,985,508.00	0.48
183 CITY SALES TAX REVENUE	16,000.00	0.00	18,081.93	(2,081.93)	113.01
184 COPS FAST GRANT	0.00	0.00	0.00	0.00	0.00
185 SCHOLARSHIP DONATION REVENUE	0.00	0.00	0.00	0.00	0.00
186 LEOSE TRAINING REVENUE	0.00	0.00	0.00	0.00	0.00
187 BOAT PERMIT REVENUE	1,500.00	180.00	922.00	578.00	61.47
188 RV STORAGE REVENUE ANNUAL PAY	15,000.00	40.00	11,555.00	3,445.00	77.03
189 MISC REVENUE	7,000.00	0.00	54,342.88	(47,342.88)	776.33
TOTAL OTHER REVENUE	3,200,500.00	18,385.99	252,581.00	2,947,919.00	7.89
<u>BUDGETED SURPLUS</u>					
490 OPERATING GEN FUND TRANSF	384,617.00	0.00	0.00	384,617.00	0.00
491 NOTE PROCEEDS - CITIZENS BANK	0.00	0.00	0.00	0.00	0.00
492 INSURANCE RECOVERIES	0.00	0.00	0.00	0.00	0.00
493 LUBBOCK COUNTY FIRE GRANT	55,643.00	0.00	51,756.89	3,886.11	93.02
494 COVID GRANT FUNDS	278,000.00	0.00	0.00	278,000.00	0.00
495 CC PROCESSING FEES	5,500.00	616.05	5,324.05	175.95	96.80
496 JAG GRANT	0.00	0.00	0.00	0.00	0.00
497 BULLET PROOF VESTS GRANT	0.00	0.00	0.00	0.00	0.00
498 SECO GRANT	0.00	0.00	0.00	0.00	0.00
TOTAL BUDGETED SURPLUS	723,760.00	616.05	57,080.94	666,679.06	7.89
<hr/>					
TOTAL REVENUES	6,013,360.00	124,572.14	2,249,054.81	3,764,305.19	37.40
	=====	=====	=====	=====	=====

CITY OF RANSOM CANYON
REVENUE & EXPENSE REPORT (UNAUDITED)
AS OF: JUNE 30TH, 2023

1 -GENERAL FUND

CITY COURT

EXPENDITURES

		CURRENT BUDGET	CURRENT PERIOD	YEAR TO DATE ACTUAL	BUDGET BALANCE	% OF BUDGET
04-4020	JUDGE CONTRACT	5,000.00	0.00	0.00	5,000.00	0.00
04-4030	COURT OPERATING EXPENSE	2,400.00	608.50	1,825.50	574.50	76.06
04-4040	COURT EDUCATION EXPENSE	3,000.00	0.00	0.00	3,000.00	0.00
TOTAL CITY COURT		10,400.00	608.50	1,825.50	8,574.50	17.55

CITY OF RANSOM CANYON
 REVENUE & EXPENSE REPORT (UNAUDITED)
 AS OF: JUNE 30TH, 2023

01 -GENERAL FUND
 ADMINISTRATION
 EXPENDITURES

	CURRENT BUDGET	CURRENT PERIOD	YEAR TO DATE ACTUAL	BUDGET BALANCE	% OF BUDGET
505-5000 PAYROLL	302,486.00	23,951.07	215,007.89	87,478.11	71.08
505-5005 PAYROLL SERVICE	0.00	0.00	0.00	0.00	0.00
505-5006 FUEL ALLOWANCE	0.00	0.00	0.00	0.00	0.00
505-5010 AUDIT EXPENSE	15,000.00	0.00	14,500.00	500.00	96.67
505-5020 COMPUTER EXP	32,000.00	3,744.36	23,365.34	8,634.66	73.02
505-5030 ELECTION EXP	4,000.00	0.00	40.50	3,959.50	1.01
505-5040 XEROX EXPENSE	5,800.00	0.00	4,946.32	853.68	85.28
505-5050 PITNEY BOWES EXPENSE	1,394.00	0.00	309.57	1,084.43	22.21
505-5070 GENERAL LIABILITY INSURANCE	1,037.00	0.00	2,588.00	1,551.00	249.57
505-5071 WORKERS COMP INSURANCE	710.00	0.00	600.00	110.00	84.51
505-5075 E&O/REAL & PERSONAL, CRIME IN	6,043.00	0.00	6,098.43	55.43	100.92
505-5080 LEGAL EXPENSE	25,000.00	1,280.85	10,927.56	14,072.44	43.71
505-5081 LEGAL EXPENSE CODIFY CITY ORD	7,000.00	3,855.00	3,855.00	3,145.00	55.07
505-5090 LCAD EXPENSE	17,562.00	0.00	12,239.00	5,323.00	69.69
505-5100 MEETINGS-EDUCATION EXPENSE	13,000.00	2,554.94	9,710.83	3,289.17	74.70
505-5101 TML CONFERENCE CITY COUNCIL	8,000.00	0.00	1,697.98	6,302.02	21.22
505-5105 ASSOCIATION DUES EXPENSE	1,700.00	0.00	1,575.05	124.95	92.65
505-5110 ADMIN OFFICE SUPPLIES	8,500.00	458.15	4,911.37	3,588.63	57.78
505-5120 POSTAGE EXPENSE	6,600.00	520.99	5,144.26	1,455.74	77.94
505-5130 PUBLIC RELATIONS EXPENSE	7,000.00	403.27	2,575.01	4,424.99	36.79
505-5140 OFFICE UTILITY EXPENSE	10,500.00	979.12	9,579.96	920.04	91.24
505-5150 OFFICE TELEPHONE EXPENSE	11,000.00	742.64	5,666.07	5,333.93	51.51
505-5155 SECURITY SYSTEM	3,740.00	60.00	3,173.00	567.00	84.84
505-5160 SCHOLARSHIP GRANT	0.00	0.00	0.00	0.00	0.00
505-5170 MILEAGE REIMBURSEMENT	2,000.00	1,051.68	1,926.68	73.32	96.33
505-5175 CREDIT CARD FEE EXPENSE	8,000.00	0.00	7,848.19	151.81	98.10
505-5180 OTHER USES OF FUNDS	0.00	0.00	0.00	0.00	0.00
505-5300 CAPITAL OUTLAY	0.00	0.00	0.00	0.00	0.00
TOTAL ADMINISTRATION	498,072.00	39,602.07	348,286.01	149,785.99	69.93

CITY OF RANSOM CANYON
REVENUE & EXPENSE REPORT (UNAUDITED)
AS OF: JUNE 30TH, 2023

11 -GENERAL FUND

OPERATIONS

EXPENDITURES

	CURRENT BUDGET	CURRENT PERIOD	YEAR TO DATE ACTUAL	BUDGET BALANCE	% OF BUDGET
506-6000 PAYROLL	120,067.00	6,253.84	68,372.14	51,694.86	56.94
506-6010 DUES AND FEES EXPENSE	1,400.00	0.00	928.88	471.12	66.35
506-6015 OPERATIONS SCHOOL EXPENSE	12,500.00	141.51	4,041.35	8,458.65	32.33
506-6016 OPERATIONS CELL PHONE	6,000.00	245.46	2,310.85	3,689.15	38.51
506-6020 ENGINEERING EXPENSE	17,000.00	0.00	71,748.43	54,748.43	422.05
506-6030 BUILDING INSPECTION EXPENSE	6,000.00	450.00	4,125.00	1,875.00	68.75
506-6040 GARBAGE CONTRACT EXPENSE	120,000.00	23,432.28	90,868.12	29,131.88	75.72
506-6050 GAS AND OIL EXPENSE	18,792.00	1,149.93	11,062.55	7,729.45	58.87
506-6055 MILEAGE REIMBURSEMENT	3,000.00	254.14	2,383.46	616.54	79.45
506-6060 SHOP MATERIALS EXPENSE	2,000.00	264.42	1,301.81	698.19	65.09
506-6080 BUILDING REPAIR EXPENSE	12,000.00	985.00	8,900.22	3,099.78	74.17
506-6100 EQUIPMENT REPAIR EXPENSE	8,000.00	935.15	7,880.73	119.27	98.51
506-6110 SMALL TOOLS EXPENSE	500.00	79.88	297.76	202.24	59.55
506-6120 UNIFORMS EXPENSE	6,800.00	3,059.38	6,398.20	401.80	94.09
506-6150 JOHN DEERE EXPENSE	0.00	0.00	0.00	0.00	0.00
506-6160 EQUIPMENT PURCHASE EXPENSE	8,000.00	0.00	7,764.78	235.22	97.06
506-6170 MOSQUITO SPRAY GROUND	7,500.00	0.00	0.00	7,500.00	0.00
506-6171 MOSQUITO SPRAY AIR	13,000.00	0.00	0.00	13,000.00	0.00
506-6175 DUMP TRUCK REPAIR	0.00	0.00	0.00	0.00	0.00
506-6200 WORKERS COMP INSURANCE	11,858.00	0.00	6,990.00	4,868.00	58.95
506-6210 AUTO & APD INSURANCE	4,712.00	0.00	4,101.00	611.00	87.03
506-6220 GENERAL /E&O LIABILITY INS	2,220.00	0.00	2,220.00	0.00	100.00
506-6230 REAL/PERSONAL/MOBILE PROP INS	6,413.00	0.00	5,863.20	549.80	91.43
506-6300 CAPITAL OUTLAY	0.00	0.00	0.00	0.00	0.00
TOTAL OPERATIONS	387,762.00	17,250.99	307,558.48	80,203.52	79.32

CITY OF RANSOM CANYON
 REVENUE & EXPENSE REPORT (UNAUDITED)
 AS OF: JUNE 30TH, 2023

01 -GENERAL FUND

FIRE DEPARTMENT

EXPENDITURES

	CURRENT BUDGET	CURRENT PERIOD	YEAR TO DATE ACTUAL	BUDGET BALANCE	% OF BUDGET
507-7020 COMPUTER EXPENSE	1,500.00	0.00	993.47	506.53	66.23
507-7030 DUES EXPENSE	575.00	70.00	115.00	460.00	20.00
507-7040 EDUCATION EXPENSE	4,500.00	0.00	4,962.35 (462.35)	110.27
507-7045 LUBBOCK COUNTY GRANT	55,643.00	1,330.00	43,926.13	11,716.87	78.94
507-7050 EQUIPMENT EXPENSE	3,000.00	1,082.40	2,942.87	57.13	98.10
507-7055 SUPPLIES	0.00	0.00	25.99 (25.99)	0.00
507-7060 AUTO & APD INSURANCE EXPENSE	3,088.00	0.00	3,088.00	0.00	100.00
507-7061 REAL & PERSONAL PROP INSURANC	3,592.00	0.00	3,592.00	0.00	100.00
507-7065 TANKER TRUCK PAYMENT	0.00	0.00	0.00	0.00	0.00
507-7070 WORKERS COMP INSURANCE	631.00	0.00	598.00	33.00	94.77
507-7080 MEDICAL EQUIPMENT EXPENSE	3,000.00	0.00	7,467.30 (4,467.30)	248.91
507-7090 PERSONAL EQUIPMENT EXPENSE	2,500.00	0.00	7,331.55 (4,831.55)	293.26
507-7100 RADIO REPAIR EXPENSE	3,000.00	0.00	503.03	2,496.97	16.77
507-7140 BUILDING UTILITIES EXPENSE	7,000.00	909.13	6,751.78	248.22	96.45
507-7145 FIRE STATION BUILDING REPAIR	3,000.00	0.00	7,041.85 (4,041.85)	234.73
507-7150 TELEPHONE EXPENSE	2,000.00	112.10	953.19	1,046.81	47.66
507-7160 VEHICLE REPAIR EXPENSE	18,500.00	772.67	1,749.04	16,750.96	9.45
507-7170 BUNKER GEAR CAPITAL EXP	0.00	0.00	0.00	0.00	0.00
507-7190 INTEREST EXPENSE ASB	0.00	0.00	0.00	0.00	0.00
TOTAL FIRE DEPARTMENT	111,529.00	4,276.30	92,041.55	19,487.45	82.53

CITY OF RANSOM CANYON
REVENUE & EXPENSE REPORT (UNAUDITED)
AS OF: JUNE 30TH, 2023

1 -GENERAL FUND

LIBRARY
EXPENDITURES

	CURRENT BUDGET	CURRENT PERIOD	YEAR TO DATE ACTUAL	BUDGET BALANCE	% OF BUDGET
08-8020 PAYROLL	23,171.00	1,930.92	17,378.28	5,792.72	75.00
08-8030 LIBRARY PROGRAMS EXPENSE	9,500.00	622.13	6,033.50	3,466.50	63.51
08-8035 CH FOUNDATION GRANT	0.00	0.00	0.00	0.00	0.00
08-8140 UTILITIES EXPENSE	2,400.00	368.06	2,301.66	98.34	95.90
08-8145 Building Repair	0.00	0.00	0.00	0.00	0.00
08-8150 TELEPHONE EXPENSE	1,245.00	114.80	977.49	267.51	78.51
08-8160 WORKERS COMP INSURANCE	102.00	0.00	80.00	22.00	78.43
TOTAL LIBRARY	36,418.00	3,035.91	26,770.93	9,647.07	73.51

REVENUE & EXPENSE REPORT (UNAUDITED)

AS OF: JUNE 30TH, 2023

1 -GENERAL FUND

POLICE DEPARTMENT

EXPENDITURES

	CURRENT BUDGET	CURRENT PERIOD	YEAR TO DATE ACTUAL	BUDGET BALANCE	% OF BUDGET
09-9000 PAYROLL	328,407.00	27,916.11	231,599.41	96,807.59	70.52
09-9010 AMMO EXPENSE	3,000.00	48.66	3,161.29	161.29	105.38
09-9015 ANIMAL CONTROL	150.00	0.00	0.00	150.00	0.00
09-9020 DUES EXPENSE	400.00	0.00	123.03	276.97	30.76
09-9030 EDUCATION EXPENSE	4,000.00	0.00	1,560.31	2,439.69	39.01
09-9040 EMT EDUCATION EXPENSE	0.00	0.00	0.00	0.00	0.00
09-9041 EMERGENCY MGT TRAINING	1,500.00	0.00	0.00	1,500.00	0.00
09-9050 GAS OIL EXPENSE	15,000.00	1,138.93	10,350.95	4,649.05	69.01
09-9055 MILEAGE REIMBURSEMENT	0.00	0.00	0.00	0.00	0.00
09-9060 AUTO & APD INSURANCE EXPENSE	2,085.00	689.90	2,689.90	604.90	129.01
09-9065 LAW ENFORCEMENT LIABILITY INS	4,118.00	0.00	3,820.00	298.00	92.76
09-9066 E&O/REAL & PERSONAL PROP INS	5,752.00	0.00	5,667.77	84.23	98.54
09-9067 WORKERS COMP INSURANCE	8,413.00	0.00	5,943.00	2,470.00	70.64
09-9070 CELL PHONE EXPENSE	4,750.00	281.43	2,926.90	1,823.10	61.62
09-9090 OFFICE SUPPLY EXPENSE	500.00	21.44	241.37	258.63	48.27
09-9110 SMALL EQUIPMENT EXPENSE	3,000.00	0.00	2,688.10	311.90	89.60
09-9130 RADIO REPAIR EXPENSE	3,500.00	0.00	20.08	3,479.92	0.57
09-9150 TELEPHONE EXPENSE	1,500.00	109.72	990.06	509.94	66.00
09-9160 VEHICLE REPAIR EXPENSE	3,000.00	12,166.94	19,094.30	16,094.30	636.48
09-9170 CAMERA EXPENSE	0.00	0.00	0.00	0.00	0.00
09-9175 SURVEILLANCE VIDEO CAMERAS	6,506.00	0.00	6,296.55	209.45	96.78
09-9180 COMPUTER EXPENSE	7,500.00	18.16	5,638.49	1,861.51	75.18
09-9200 UNIFORM EXPENSE	2,000.00	124.41	1,876.72	123.28	93.84
09-9210 BOAT MAINTENANCE EXPENSE	1,000.00	485.82	674.33	325.67	67.43
09-9215 05 POLICE VEH PAYMENT	0.00	0.00	0.00	0.00	0.00
09-9220 LAKE REPAIR & MAINT EXPENSE	750.00	0.00	149.25	600.75	19.90
09-9221 COMMUNITY EVENTS EXPENSE	2,500.00	26.94	1,066.38	1,433.62	42.66
09-9230 INTEREST EXPENSE - FMCC	0.00	0.00	0.00	0.00	0.00
09-9240 BULLET PROOF VEST MATCH	0.00	0.00	0.00	0.00	0.00
09-9300 CAPITAL OUTLAY	0.00	0.00	0.00	0.00	0.00
TOTAL POLICE DEPARTMENT	409,331.00	43,028.46	306,578.19	102,752.81	74.90

CITY OF RANSOM CANYON
 REVENUE & EXPENSE REPORT (UNAUDITED)
 AS OF: JUNE 30TH, 2023

1 -GENERAL FUND
 SEWER DEPARTMENT
 EXPENDITURES

		CURRENT BUDGET	CURRENT PERIOD	YEAR TO DATE ACTUAL	BUDGET BALANCE	% OF BUDGET
10-1000	CHEMICAL EXPENSE	6,000.00	865.72	5,158.06	841.94	85.97
10-1001	PAYROLL	108,186.00	8,686.63	80,264.41	27,921.59	74.19
10-1005	PERMIT INSPECTION EXPENSE	2,500.00	0.00	1,250.00	1,250.00	50.00
10-1010	LAB EXPENSE	6,000.00	757.00	3,901.00	2,099.00	65.02
10-1014	UTILITY EXPENSE	42,000.00	3,102.37	36,869.80	5,130.20	87.79
10-1016	SEWER SLUDGE HAULING	2,000.00	0.00	466.50	1,533.50	23.33
10-1020	REPAIR EXPENSE	16,000.00	0.00	15,577.00	423.00	97.36
10-1025	SEWER PLANT WATER EXPENSE	0.00	0.00	0.00	0.00	0.00
10-1100	WORKERS COMP INSURANCE	2,592.00	0.00	1,678.00	914.00	64.74
TOTAL SEWER DEPARTMENT		185,278.00	13,411.72	145,164.77	40,113.23	78.35

CITY OF RANSOM CANYON
 REVENUE & EXPENSE REPORT (UNAUDITED)
 AS OF: JUNE 30TH, 2023

11 -GENERAL FUND
 ROADS AND GROUNDS DEPT
 EXPENDITURES

		CURRENT BUDGET	CURRENT PERIOD	YEAR TO DATE ACTUAL	BUDGET BALANCE	% OF BUDGET
11-1000	PAYROLL	74,167.00	6,152.95	53,877.04	20,289.96	72.64
11-1100	STREET SWEEPING EXPENSE	7,000.00	1,350.00	5,702.41	1,297.59	81.46
11-1101	CONTRACT ROAD REPAIR EXPENSE	0.00	0.00	1,100.00	1,100.00	0.00
11-1110	EQUIPMENT REPAIR	2,000.00	249.85	1,305.36	694.64	65.27
11-1115	GROUNDS MAINTENANCE EXPENSE	7,000.00	169.50	6,661.91	338.09	95.17
11-1120	MATERIALS & SUPPLIES EXPENSE	3,000.00	214.08	2,264.52	735.48	75.48
11-1124	STREET SIGNS EXPENSE	1,300.00	310.00	1,103.70	196.30	84.90
11-1130	TREE TRIMMING EXPENSE	2,000.00	0.00	2,000.00	0.00	100.00
11-1140	PARK EXPENSES	8,000.00	1,324.32	4,054.76	3,945.24	50.68
11-1300	CAPITAL OUTLAY	0.00	0.00	0.00	0.00	0.00
TOTAL ROADS AND GROUNDS DEPT		104,467.00	9,770.70	78,069.70	26,397.30	74.73

CITY OF RANSOM CANYON
 REVENUE & EXPENSE REPORT (UNAUDITED)
 AS OF: JUNE 30TH, 2023

1 - GENERAL FUND

WATER DEPARTMENT

EXPENDITURES

		CURRENT BUDGET	CURRENT PERIOD	YEAR TO DATE ACTUAL	BUDGET BALANCE	% OF BUDGET
12-1000	PAYROLL	79,807.00	6,528.83	59,486.46	20,320.54	74.54
12-1200	WATER SYSTEM PERMIT FEES	1,600.00	0.00	1,345.55	254.45	84.10
12-1205	LAB EXPENSE	3,000.00	315.70	1,494.80	1,505.20	49.83
12-1210	LP&L PURCHASE	370,000.00	68,003.88	245,420.57	124,579.43	66.33
12-1214	UTILITIES EXPENSE	9,000.00	813.00	7,538.00	1,462.00	83.76
12-1215	WATER METER EXPENSE	3,000.00	0.00	2,446.20	553.80	81.54
12-1220	REPAIR EXPENSE	8,000.00	37.86	9,322.32	1,322.32	116.53
12-6155	PICKUP LEASE EXPENSE	0.00	0.00	0.00	0.00	0.00
12-6160	TAIL GATE LIFT	0.00	0.00	0.00	0.00	0.00
12-6165	TANK INSPECTION	800.00	0.00	0.00	800.00	0.00
TOTAL WATER DEPARTMENT		475,207.00	75,699.27	327,053.90	148,153.10	68.82

CITY OF RANSOM CANYON
 REVENUE & EXPENSE REPORT (UNAUDITED)
 AS OF: JUNE 30TH, 2023

1 -GENERAL FUND
 PAYROLL DEPARTMENT
 EXPENDITURES

	CURRENT BUDGET	CURRENT PERIOD	YEAR TO DATE ACTUAL	BUDGET BALANCE	% OF BUDGET
13-1301 ADMINISTRATION EXPENSE	0.00	0.00	0.00	0.00	0.00
13-1302 OPERATIONS EXPENSE	0.00	0.00	0.00	0.00	0.00
13-1303 POLICE EXPENSE	0.00	0.00	0.00	0.00	0.00
13-1304 MEDICAL INSURANCE EXPENSE	0.00	0.00	0.00	0.00	0.00
13-1306 LONGEVITY EXPENSE	0.00	0.00	0.00	0.00	0.00
13-1310 PAYROLL SERVICE EXPENSE	0.00	0.00	0.00	0.00	0.00
13-1311 PAYROLL TAX EXPENSE	0.00	0.00	0.00	0.00	0.00
13-1325 TMRS EXPENSE	0.00	0.00	0.00	0.00	0.00
13-1350 WORKERS COMP EXPENSE	0.00	0.00	0.00	0.00	0.00
13-1355 POLICE WORKERS COMP EXPENSE	0.00	0.00	0.00	0.00	0.00
13-1360 CITY SEC FUEL REIMBURSEMENT	0.00	0.00	0.00	0.00	0.00
TOTAL PAYROLL DEPARTMENT	0.00	0.00	0.00	0.00	0.00

CITY OF RANSOM CANYON
REVENUE & EXPENSE REPORT (UNAUDITED)
AS OF: JUNE 30TH, 2023

11 GENERAL FUND
EMERGENCY OPS CENTER
EXPENDITURES

	CURRENT BUDGET	CURRENT PERIOD	YEAR TO DATE ACTUAL	BUDGET BALANCE	% OF BUDGET
14-1405 EMERGENCY OPERATIONS CENTER	23,000.00	216.27	3,315.73	19,684.27	14.42
14-1410 EOC SIREN	4,875.00	0.00	0.00	4,875.00	0.00
TOTAL EMERGENCY OPS CENTER	27,875.00	216.27	3,315.73	24,559.27	11.89

01 -GENERAL FUND
 CAPITAL EXPENDITURES
 EXPENDITURES

	CURRENT BUDGET	CURRENT PERIOD	YEAR TO DATE ACTUAL	BUDGET BALANCE	% OF BUDGET
520-4900 BUDGETED SURPLUS TRANSFER	0.00	0.00	0.00	0.00	0.00
520-4910 CONSTRUCTION SAVINGS	0.00	0.00	0.00	0.00	0.00
520-4920 OPERATING RESERVE	0.00	0.00	0.00	0.00	0.00
520-5000 POLICE DEPT VEHICLE	0.00	0.00	0.00	0.00	0.00
520-5005 DAM REPAIR	0.00	0.00	0.00	0.00	0.00
520-5007 E LAKE SHORE DR SAVINGS PLAN	0.00	0.00	0.00	0.00	0.00
520-5008 DEBT PMT SEWER LINE REPAIR	0.00	0.00	0.00	0.00	0.00
520-5009 POLICE VEHICLE	50,000.00	1,372.60	49,558.76	441.24	99.12
520-5010 SEAL COAT/STREET REPAIRS	175,000.00	0.00	9,162.77	165,837.23	5.24
520-5011 SEWER JETTER	0.00	0.00	0.00	0.00	0.00
520-5012 OPERATIONS VEHICLE	0.00	0.00	0.00	0.00	0.00
520-5015 CITY HALL DEBT PAYMENT	0.00	0.00	0.00	0.00	0.00
520-5016 CITY HALL	0.00	0.00	0.00	0.00	0.00
520-5017 CITY HALL REPAIRS/FURNITURE	0.00	0.00	0.00	0.00	0.00
520-5027 SHREDDER	0.00	0.00	0.00	0.00	0.00
520-5028 SECO GRANT CITY HALL WINDOWS	0.00	0.00	0.00	0.00	0.00
520-5029 WATER & SEWER LINE REPAIR	0.00	0.00	0.00	0.00	0.00
520-5030 WATER TANK REPAIR CIP	0.00	0.00	26,617.00	26,617.00	0.00
520-5071 SEWER PLANT MUFFLER REPAIR	0.00	0.00	0.00	0.00	0.00
520-5072 SEWER REPAIR ENGINEERING	0.00	0.00	0.00	0.00	0.00
520-5073 SEWER PLANT REHABILITATION	3,000,000.00	19,827.00	111,700.00	2,888,300.00	3.72
520-5080 ROOSEVELT WATER LINE	0.00	0.00	0.00	0.00	0.00
520-5081 FERRARA FIRE TRUCKS (2)	0.00	0.00	0.00	0.00	0.00
520-5085 WATER SYSTEM VAULT & VALVE FR	0.00	0.00	0.00	0.00	0.00
520-5090 MASTER CONTROL VALVE	0.00	0.00	0.00	0.00	0.00
520-5095 ISOLATION VALVE FRONT ROAD VA	0.00	0.00	0.00	0.00	0.00
520-5101 LEGAL/ENGINEERING, CCN/WATERLI	0.00	0.00	0.00	0.00	0.00
520-5102 ENGINEERING, ZONING CODE	0.00	0.00	0.00	0.00	0.00
520-5120 CROFOOT VAULT & METER	0.00	0.00	0.00	0.00	0.00
520-5150 PRUSSURE SUSTAINING VALVES-FR	0.00	0.00	0.00	0.00	0.00
520-5160 CAMERA SYSTEMS	0.00	0.00	0.00	0.00	0.00
520-5200 GARAGE ADDITION	0.00	0.00	0.00	0.00	0.00
520-5300 WATER METER REPLACEMENT PROG	278,000.00	0.00	0.00	278,000.00	0.00
520-5400 DUMP TRAILER	0.00	0.00	0.00	0.00	0.00
520-5500 POLICE VEHICLE JAG GRANT	0.00	0.00	0.00	0.00	0.00
520-5600 METAL DETECTOR	0.00	0.00	0.00	0.00	0.00
520-5700 SKID LOADER	0.00	0.00	0.00	0.00	0.00
520-5701 VACTRON	0.00	0.00	0.00	0.00	0.00
520-5800 BUFFALO FLOW METER	0.00	0.00	0.00	0.00	0.00
520-5810 EMERGENCY ROAD	0.00	0.00	0.00	0.00	0.00
520-5811 LAWN MOWER	0.00	0.00	0.00	0.00	0.00
520-5812 LAND ACQUISITION	0.00	0.00	0.00	0.00	0.00
520-5813 FIRE TRUCK	35,000.00	0.00	33,099.59	1,900.41	94.57
TOTAL CAPITAL EXPENDITURES	3,538,000.00	21,199.60	176,904.12	3,361,095.88	5.00

CITY OF RANSOM CANYON
 REVENUE & EXPENSE REPORT (UNAUDITED)
 AS OF: JUNE 30TH, 2023

1 -GENERAL FUND

BONDS

EXPENDITURES

	CURRENT BUDGET	CURRENT PERIOD	YEAR TO DATE ACTUAL	BUDGET BALANCE	% OF BUDGET
45-4500 BOND PRINCIPAL EXPENSE	130,000.00	0.00	130,000.00	0.00	100.00
45-5000 BOND INTEREST EXPENSE	98,021.00	0.00	0.00	98,021.00	0.00
45-5001 NOTE INTEREST	0.00	0.00	49,887.75 (49,887.75)	0.00
45-5010 BOND SERVICING FEE	1,000.00	0.00	600.00	400.00	60.00
45-5015 Amortization	0.00	0.00	0.00	0.00	0.00
45-6000 Depreciation	0.00	0.00	0.00	0.00	0.00
TOTAL BONDS	229,021.00	0.00	180,487.75	48,533.25	78.81
TOTAL EXPENDITURES	6,013,360.00	248,099.79	1,994,056.63	4,019,303.37	33.16
REVENUES OVER/(UNDER) EXPENDITURES	0.00 (123,527.65)	254,998.18 (254,998.18)	0.00

*** END OF REPORT ***

VENDOR SET: 01 City of Ransom Canyon

BANK: * ALL BANKS

DATE RANGE: 6/01/2023 THRU 6/30/2023

VENDOR I.D.	NAME	STATUS	CHECK DATE	INVOICE AMOUNT	DISCOUNT	CHECK NO	CHECK STATUS	CHECK AMOUNT
	VOID CHECK	V	6/01/2023			019927		
1023	COMPUTER TRANSITION SERVICES,							
	COMPUTER TRANSITION SERV	VOIDED	V	6/07/2023		019933		1,867.18CR
1039	LESLIE RANDOLPH							
	LESLIE RANDOLPH	VOIDED	V	6/07/2023		019934		69.96CR
1056	TAS UNITED							
	TAS UNITED	VOIDED	V	6/07/2023		019935		115.85CR
1360	CAPROCK WASTE - MUNICIPAL SERV							
	CAPROCK WASTE - MUNICIPAL	VOIDED	V	6/07/2023		019936		7,945.00CR
1710	GEBO DISTRIBUTING CO., INC							
	GEBO DISTRIBUTING CO., I	VOIDED	V	6/07/2023		019937		46.45CR
1070	LUBBOCK GRADER BLADE							
	LUBBOCK GRADER BLADE	VOIDED	V	6/07/2023		019938		155.00CR
1300	O D KENNEY							
	O D KENNEY	VOIDED	V	6/07/2023		019939		123.71CR
1520	DISH NETWORK							
	DISH NETWORK	VOIDED	V	6/07/2023		019940		94.36CR
1300	CAPROCK WASTE - ROLL OFF							
	CAPROCK WASTE - ROLL OFF	VOIDED	V	6/07/2023		019941		3,771.14CR
15700	WATERMASTER IRRIGATION SUPPLY,							
	WATERMASTER IRRIGATION	VOIDED	V	6/07/2023		019942		308.24CR
17200	CITY OF LUBBOCK UTILITIES WATE							
	CITY OF LUBBOCK UTILITIE	VOIDED	V	6/07/2023		019943		31,001.94CR
18510	ELENA QUINTANILLA							
	ELENA QUINTANILLA	VOIDED	V	6/07/2023		019944		697.88CR
19700	CSI: LUBBOCK							
	CSI: LUBBOCK	VOIDED	V	6/07/2023		019945		30.00CR
19980	ARAMARK							
	ARAMARK	VOIDED	V	6/07/2023		019946		1,529.69CR

* * T O T A L S * *	NO	INVOICE AMOUNT	DISCOUNTS	CHECK AMOUNT
REGULAR CHECKS:	0	0.00	0.00	0.00
HAND CHECKS:	0	0.00	0.00	0.00
DRAFTS:	0	0.00	0.00	0.00
EFT:	0	0.00	0.00	0.00
NON CHECKS:	0	0.00	0.00	0.00
VOID CHECKS:	15	VOID DEBITS 0.00		
		VOID CREDITS 47,756.40CR	47,756.40CR	0.00

TOTAL ERRORS: 0

VENDOR SET: 01 BANK: *	TOTALS:	NO	INVOICE AMOUNT	DISCOUNTS	CHECK AMOUNT
		15	47,756.40CR	0.00	0.00
BANK: *	TOTALS:	15	47,756.40CR	0.00	0.00

VENDOR SET: 01 City of Ransom Canyon

BANK: APCO AP CITIZENS OPERATING

DATE RANGE: 6/01/2023 THRU 6/30/2023

VENDOR I.D.	NAME	STATUS	CHECK DATE	INVOICE AMOUNT	DISCOUNT	CHECK NO	CHECK STATUS	CHECK AMOUNT
0770	ANGELIA FIKES							
I-106152023	ANGELIA FIKES	E	6/15/2023	965.46		000161		965.46
	LIBRARY CONTRACT PAYROLL 6/1-15/2023							
0770	ANGELIA FIKES							
I-106302023	ANGELIA FIKES	E	6/30/2023	965.46		000163		965.46
	LIBRARY CONTRACT PAYROLL JUNE 16-30, 2023							
0069	LUBEPRO/LPIX, LLC							
I-202305316868	LUBEPRO/LPIX, LLC	R	6/01/2023	195.00		019908		195.00
	OIL CHANGES- 184969, 185355							
0080	AFLAC							
I-941665	AFLAC	R	6/01/2023	151.34		019909		151.34
	SUPPLEMENTAL INSURANCE FOR CORY NEEDHAM							
0102	JASON ROBB							
I-202306016874	JASON ROBB	R	6/01/2023	66.81		019910		66.81
	MAY OPERATIONS MILEAGE							
0142	DANA SAFETY SUPPLY, INC							
I-851027	DANA SAFETY SUPPLY, INC	R	6/01/2023	1,372.60		019911		1,372.60
	DUAL T RAIL MOUNT & COATED POLY PARTITION							
0144	GENERAL CODE							
I-PG0000032380	GENERAL CODE	R	6/01/2023	3,855.00		019912		3,855.00
	SUPPLEMENTAL PAGES FOR THE GENERAL CODES BOOK							
0160	ATMOS							
I-202305316866	ATMOS	R	6/01/2023	697.34		019913		697.34
	GAS BILL FOR ADMIN, FIRE & LIBRARY							
0210	BECKERS							
I-268427	BECKERS	R	6/01/2023	188.50		019914		188.50
	CONCRETE MIX FOR OPERATIONS							
0600	DPC INDUSTRIES, INC							
I-757000930-23	DPC INDUSTRIES, INC	R	6/01/2023	268.58		019915		268.58
	CHLORINE FOR THE SEWER							
0330	OVERHEAD DOOR CO-LUBBOCK							
I-146117	OVERHEAD DOOR CO-LUBBOCK	R	6/01/2023	169.50		019916		169.50
	REPAIR TO GATE ROLLERS AT GARBAGE CENTER							

ENDOR SET: 01 City of Ransom Canyon
 BANK: APCO AP CITIZENS OPERATING
 DATE RANGE: 6/01/2023 THRU 6/30/2023

ENDOR I.D.	NAME	STATUS	CHECK DATE	INVOICE AMOUNT	DISCOUNT	CHECK NO	CHECK STATUS	CHECK AMOUNT
1470	PITNEY BOWES PURCHASE PWR							
I-202305316869	PITNEY BOWES PURCHASE PWR POSTAGE FOR CITY HALL	R	6/01/2023	520.99		019917		520.99
1590	SLATONITE							
I-136608	SLATONITE CLASSIFIED AD FOR OPERATIONS OPERATOR	R	6/01/2023	60.00		019918		60.00
1640	SOUTH PLAINS ELECTRIC							
I-1209859	SOUTH PLAINS ELECTRIC ELECTRICITY-ADMINISTRATION, FIRE, LIBRARY, POLICE, SEWER, WA	R	6/01/2023	4,602.69		019919		4,602.69
1650	SOUTH PLAINS TELEPHONE							
I-202305316870	SOUTH PLAINS TELEPHONE TELEPHONE-ADMINISTRATION, FIRE, LIBRARY & POLICE	R	6/01/2023	704.70		019920		704.70
1810	TML EMPLOYEE BENEFITS POOL							
I-2340nk2306	TML EMPLOYEE BENEFITS POOL TML EMPLOYEE HEALTH BENEFITS	R	6/01/2023	12,442.99		019921		12,442.99
3440	AREA WIDE INSPECTION SERVICE							
I-3668	AREA WIDE INSPECTION SERVICE MECHANICAL & ELECTRICAL FINALS @ 14 W BROOKHOLLOW FOOTING INSPECTION @ 15 FOOTHILL (FAILED)	R	6/01/2023	225.00		019922		225.00
3700	EUROFINS LLC							
I-202305316867	EUROFINS LLC LAB EXPENSE FOR SEWER AND WATER	R	6/01/2023	234.00		019923		234.00
1710	AT&T MOBILITY							
I-05232023	AT&T MOBILITY CELL PHONE BILL FOR ADMINISTRATIONS, OPERATIONS & POLICE	R	6/01/2023	669.75		019924		669.75
5460	ROBERT MCCARVER							
I-202306016873	ROBERT MCCARVER MAY OPERATIONS MILEAGE	R	6/01/2023	49.78		019925		49.78
5560	SAM'S CLUB MASTERCARD							
I-202306016871	SAM'S CLUB MASTERCARD BILLING CYCLE 04/24/2022-05/23/2023	R	6/01/2023	5,576.82		019926		5,576.82
5620	SLATON GAS & EQUIPMENT CO.							
I-83137	SLATON GAS & EQUIPMENT CO. FUEL FOR OPERATIONS AND POLICE DEPARTMENT	R	6/01/2023	2,093.86		019928		2,093.86

VENDOR SET: 01 City of Ransom Canyon
 BANK: APCO AP CITIZENS OPERATING
 DATE RANGE: 6/01/2023 THRU 6/30/2023

VENDOR I.D.	NAME	STATUS	CHECK DATE	INVOICE AMOUNT	DISCOUNT	CHECK NO	CHECK STATUS	CHECK AMOUNT
5720	PARKHILL SMITH & COOPER							
I-01762321.00-18	PARKHILL SMITH & COOPER	R	6/01/2023	19,827.00		019929		19,827.00
	SEWER PLANT REHABILITATION							
3280	AQUAONE							
I-356415	AQUAONE	R	6/01/2023	31.00		019930		31.00
	WATER FOR SHOP AND CITY HALL							
4630	LEE JONES							
I-202306016872	LEE JONES	R	6/01/2023	137.55		019931		137.55
	MAY OPERATIONS MILEAGE							
3460	MARY ANN CROW							
I-202306016875	MARY ANN CROW	R	6/01/2023	500.00		019932		500.00
	OFFICE CLEANING FOR JUNE							
0023	COMPUTER TRANSITION SERVICES,							
I-202306076878	COMPUTER TRANSITION SERVICES,	V	6/07/2023	1,867.18		019933		1,867.18
	MONTHLY CTSI ASSURANCE FOR CYBER SERVICE							
0023	COMPUTER TRANSITION SERVICES,							
M-CHECK	COMPUTER TRANSITION SERVVOIDED	V	6/07/2023			019933		1,867.18CR
0039	LESLIE RANDOLPH							
I-202306076876	LESLIE RANDOLPH	V	6/07/2023	69.96		019934		69.96
	MILEAGE REIMBURSEMENT FOR SPAG MEETING IN PLAINVIEW, TX							
0039	LESLIE RANDOLPH							
M-CHECK	LESLIE RANDOLPH	VOIDED V	6/07/2023			019934		69.96CR
0056	TAS UNITED							
I-060123	TAS UNITED	V	6/07/2023	115.85		019935		115.85
	MAY 2023 ANSWERING SERVICE							
0056	TAS UNITED							
M-CHECK	TAS UNITED	VOIDED V	6/07/2023			019935		115.85CR
0360	CAPROCK WASTE - MUNICIPAL SERV							
I-2685955V114	CAPROCK WASTE - MUNICIPAL SERV	V	6/07/2023	7,945.00		019936		7,945.00
	96 GAL CART SERVICE 5/01/2023-5/31/2023							
0360	CAPROCK WASTE - MUNICIPAL SERV							
M-CHECK	CAPROCK WASTE - MUNICIPAL SERV	VOIDED V	6/07/2023			019936		7,945.00CR

VENDOR SET: 01 City of Ransom Canyon
 BANK: APCO AP CITIZENS OPERATING
 DATE RANGE: 6/01/2023 THRU 6/30/2023

VENDOR I.D.	NAME	STATUS	CHECK DATE	INVOICE AMOUNT	DISCOUNT	CHECK NO	CHECK STATUS	CHECK AMOUNT
0710	GEBO DISTRIBUTING CO., INC							
I-22942	GEBO DISTRIBUTING CO., INC	V	6/07/2023	46.45		019937		46.45
	MISC PARTS FOR ROADS & GROUNDS							
0710	GEBO DISTRIBUTING CO., INC							
M-CHECK	GEBO DISTRIBUTING CO., IVOIDED	V	6/07/2023			019937		46.45CR
1070	LUBBOCK GRADER BLADE							
I-79301	LUBBOCK GRADER BLADE	V	6/07/2023	155.00		019938		155.00
	2 NEW POPULATION SIGNS							
1070	LUBBOCK GRADER BLADE							
M-CHECK	LUBBOCK GRADER BLADE	VOIDED	V	6/07/2023		019938		155.00CR
1300	O D KENNEY							
I-202306076879	O D KENNEY	V	6/07/2023	123.71		019939		123.71
	MISC PARTS & SMALL EQUIPMENT							
1300	O D KENNEY							
M-CHECK	O D KENNEY	VOIDED	V	6/07/2023		019939		123.71CR
2520	DISH NETWORK							
I-202306076881	DISH NETWORK	V	6/07/2023	94.36		019940		94.36
	SERVICE FROM 6/07/2023-7/26/2023							
2520	DISH NETWORK							
M-CHECK	DISH NETWORK	VOIDED	V	6/07/2023		019940		94.36CR
5300	CAPROCK WASTE - ROLL OFF							
I-2685908V114	CAPROCK WASTE - ROLL OFF	V	6/07/2023	3,771.14		019941		3,771.14
	ROLL OFFS FOR 5/01/2023-5/31/2023							
5300	CAPROCK WASTE - ROLL OFF							
M-CHECK	CAPROCK WASTE - ROLL OFF	VOIDED	V	6/07/2023		019941		3,771.14CR
6700	WATERMASTER IRRIGATION SUPPLY,							
I-PSI-023626	WATERMASTER IRRIGATION SUPPLY,	V	6/07/2023	308.24		019942		308.24
	KOHLER STARTER & FRIEIGHT COSTS							
6700	WATERMASTER IRRIGATION SUPPLY,							
M-CHECK	WATERMASTER IRRIGATION SVOIDED	V	6/07/2023			019942		308.24CR
7200	CITY OF LUBBOCK UTILITIES WATE							
I-202306076880	CITY OF LUBBOCK UTILITIES WATE	V	6/07/2023	31,001.94		019943		31,001.94
	WATER USAGE 4/28/2023-5/26/2023							

/ENDOR SET: 01 City of Ransom Canyon
 BANK: APCO AP CITIZENS OPERATING
 DATE RANGE: 6/01/2023 THRU 6/30/2023

ENDOR I.D.	NAME	STATUS	CHECK DATE	INVOICE AMOUNT	DISCOUNT	CHECK NO	CHECK STATUS	CHECK AMOUNT
1200	CITY OF LUBBOCK UTILITIES WATE							
M-CHECK	CITY OF LUBBOCK UTILITIEVOIDED	V	6/07/2023			019943		31,001.94CR
1510	ELENA QUINTANILLA							
I-202306076877	ELENA QUINTANILLA	V	6/07/2023	697.88		019944		697.88
	PER DIEM & MILEAGE FOR TCMA IN ALLEN, TX							
1510	ELENA QUINTANILLA							
M-CHECK	ELENA QUINTANILLA	VOIDED V	6/07/2023			019944		697.88CR
1700	CSI: LUBBOCK							
I-15146	CSI: LUBBOCK	V	6/07/2023	30.00		019945		30.00
	JUNE MONTHLY SECURITY MONITORING							
1700	CSI: LUBBOCK							
M-CHECK	CSI: LUBBOCK	VOIDED V	6/07/2023			019945		30.00CR
9980	ARAMARK							
I-202306076882	ARAMARK	V	6/07/2023	1,529.69		019946		1,529.69
	MARCH, APRIL & MAY 2023							
	HAVE BEEN OVER CHARGED 3MTHS EXPECT \$229.71 CREDIT							
9980	ARAMARK							
M-CHECK	ARAMARK	VOIDED V	6/07/2023			019946		1,529.69CR
0023	COMPUTER TRANSITION SERVICES,							
I-202306076878-1	COMPUTER TRANSITION SERVICES,	R	6/07/2023	1,867.18		019947		1,867.18
	MONTHLY CTSI ASSURANCE FOR CYBER DEFENSE							
0039	LESLIE RANDOLPH							
I-202306076883	LESLIE RANDOLPH	R	6/07/2023	69.96		019948		69.96
	MILEAGE REIMBURSEMENT FOR SPAG MEETING IN PLAINVIEW, TX							
0056	TAS UNITED							
I-060123-1	TAS UNITED	R	6/07/2023	115.85		019949		115.85
	MAY 2023 ANSWERING SERVICE							
0360	CAPROCK WASTE - MUNICIPAL SERV							
I-268955V114-1	CAPROCK WASTE - MUNICIPAL SERV	R	6/07/2023	7,945.00		019950		7,945.00
	96 GAL CART SERVICE 5/01/2023-5/31/2023							
0710	GEBO DISTRIBUTING CO., INC							
I-22942-1	GEBO DISTRIBUTING CO., INC	R	6/07/2023	46.45		019951		46.45
	MISC PARTS FOR ROADS & GROUNDS							

/ENDOR SET: 01 City of Ransom Canyon
 BANK: APCO AP CITIZENS OPERATING
 DATE RANGE: 6/01/2023 THRU 6/30/2023

ENDOR I.D.	NAME	STATUS	CHECK DATE	INVOICE AMOUNT	DISCOUNT	CHECK NO	CHECK STATUS	CHECK AMOUNT
1070	LUBBOCK GRADER BLADE							
I-79301-1	LUBBOCK GRADER BLADE	R	6/07/2023	155.00		019952		155.00
	2 NEW POPULATION SIGNS							
1300	O D KENNEY							
I-202306076879-1	O D KENNEY	R	6/07/2023	123.71		019953		123.71
	MISC PARTS & SMALL EQUIPMENT							
1520	DISH NETWORK							
I-202306076881-1	DISH NETWORK	R	6/07/2023	94.36		019954		94.36
	6/07/2023-7/26/2023 SERVICE							
5300	CAPROCK WASTE - ROLL OFF							
I-2685908V114-41	CAPROCK WASTE - ROLL OFF	R	6/07/2023	3,771.14		019955		3,771.14
	ROLL OFFS FOR 5/01/2023-5/31/2023							
6700	WATERMASTER IRRIGATION SUPPLY,							
I-PSI-023626-1	WATERMASTER IRRIGATION SUPPLY,	R	6/07/2023	308.24		019956		308.24
	KOHLER STARTER & FRIEGHT COSTS							
7200	CITY OF LUBBOCK UTILITIES WATE							
I-202306076880-1	CITY OF LUBBOCK UTILITIES WATE	R	6/07/2023	37,001.94		019957		37,001.94
	WATER USAGE 4/28/2023-5/26/2023							
8510	ELENA QUINTANILLA							
I-202306076877-1	ELENA QUINTANILLA	R	6/07/2023	697.88		019958		697.88
	PER DIEM & MILEAGE FOR TCMA IN ALLEN, TX							
9700	CSI: LUBBOCK							
I-15146-1	CSI: LUBBOCK	R	6/07/2023	30.00		019959		30.00
	JUNE MONTHLY SECURITY MONITORING							
9980	ARAMARK							
I-202306076882-1	ARAMARK	R	6/07/2023	1,529.69		019960		1,529.69
	MARCH, APRIL & MAY 2023							
	HAVE BEEN OVER CHARGED ON ALL INVOICES EXPECTING \$229.71 CRE							
0145	RODZ TOWING LLC, GERARDO RODRI							
I-202306156885	RODZ TOWING LLC, GERARDO RODRI	R	6/15/2023	12,157.00		019963		12,157.00
	5.3L ENGINE, 36 MONTH/100,000 MILE WARRANTY FOR POLICE TAHOE							
0034	CASCO INDUSTRIES, INC							
I-251887	CASCO INDUSTRIES, INC	R	6/22/2023	1,330.00		019964		1,330.00
	CHAIN SAW BATTERY POWER							

ENDOR SET: 01 City of Ransom Canyon

BANK: APCO AP CITIZENS OPERATING

DATE RANGE: 6/01/2023 THRU 6/30/2023

ENDOR I.D.	NAME	STATUS	CHECK DATE	INVOICE AMOUNT	DISCOUNT	CHECK NO	CHECK STATUS	CHECK AMOUNT
0065	ROCHELLE POINTER							
I-202306226892	ROCHELLE POINTER	R	6/22/2023	116.81		019965		116.81
	BREAKFAST ITEMS FOR TML MEETING @ RANCH HOUSE 6/12/2023 LIGHT DINNER ITEMS FOR BUDGET MEETING 6/20/2023							
0146	TELLEZ TRUCK PAINTING & SANDBL							
I-4567	TELLEZ TRUCK PAINTING & SANDBL	R	6/22/2023	772.67		019966		772.67
	LEFT FENDER REPAIR ON FIRE TANKER FROM DAMAGES CAUSED ON 4/1							
0150	ASSOCIATED SUPPLY COMPANY, INC							
I-PS0415753	ASSOCIATED SUPPLY COMPANY, INC	R	6/22/2023	289.50		019967		289.50
	10 PERMA PATCH FOR PAVEMENT REPAIR							
0160	ATMOS							
I-202306226886	ATMOS	R	6/22/2023	917.36		019968		917.36
	SERVICE 5/18/2023-6/19/2023							
0600	DPC INDUSTRIES, INC							
I-202306226889	DPC INDUSTRIES, INC	R	6/22/2023	597.14		019969		597.14
	CHLORINE, SUPERFUND EXCISE TAX, HAZARDOUS MATERIAL FEE							
0970	JORDAN'S POWER SWEEP							
I-6558	JORDAN'S POWER SWEEP	R	6/22/2023	1,350.00		019970		1,350.00
	STREET SWEEPING 6/15/2023							
2690	DARLEY & CO							
I-17497853	DARLEY & CO	R	6/22/2023	1,001.35		019971		1,001.35
	4-ADAPTER, 4" NH W/CAP							
2870	TEXAS DEPT. OF STATE HEALTH SE							
I-202306226893	TEXAS DEPT. OF STATE HEALTH SE	R	6/22/2023	70.00		019972		70.00
	RENEWAL OF EMS/PROVIDER FRO LICENSING FOR LICENSE # 152013							
3220	LOWER COLORADO RIVER AUTHORITY							
I-LAB-0066421	LOWER COLORADO RIVER AUTHORITY	R	6/22/2023	115.70		019973		115.70
	LOWER COLORADO RIVER AUTHORITY TESTING-TOTAL NITRATE, DBP2							
3440	AREA WIDE INSPECTION SERVICE							
I-202306226887	AREA WIDE INSPECTION SERVICE	R	6/22/2023	225.00		019974		225.00
	INV# 3713-PLAN REVIEW, PLUMBING TOP OUT & GAS INSP 31 SUN INV# 3718-PLUMBING ROUGH INSP 15 FOOTHILL							
3500	LUBBOCK LAWN & TREE							
I-178647	LUBBOCK LAWN & TREE	R	6/22/2023	800.00		019975		800.00
	1st OF SUMMER FERTILIZER 5/17/2023							

VENDOR SET: 01 City of Ransom Canyon
 BANK: APCO AP CITIZENS OPERATING
 DATE RANGE: 6/01/2023 THRU 6/30/2023

VENDOR I.D.	NAME	STATUS	CHECK DATE	INVOICE AMOUNT	DISCOUNT	CHECK NO	CHECK STATUS	CHECK AMOUNT
3700	EUROFINS LLC							
I-202306226890	EUROFINS LLC	R	6/22/2023	723.00		019976		723.00
	WEEKLY SOLIDS TESTING & MONTHLY COLIFORMS/ECOLI TESTING							
1960	WYLIE MANUFACTURING							
I-645143	WYLIE MANUFACTURING	R	6/22/2023	121.18		019977		121.18
	AERIAL SPRAY GUN WITH D-DISC TIP							
5700	WATERMASTER IRRIGATION SUPPLY,							
I-202306226894	WATERMASTER IRRIGATION SUPPLY,	R	6/22/2023	234.82		019978		234.82
	INV # PSI-025100 & PSI-024917 SUPPLIES FOR PARK MAINTANENCE							
7380	BOUND TREE MEDICAL, LLC							
I-84973876	BOUND TREE MEDICAL, LLC	R	6/22/2023	15.29		019979		15.29
	PATIENT HEAD IMMOBILIZER							
7500	MASSEY IRRIGATION, INC							
I-142585	MASSEY IRRIGATION, INC	R	6/22/2023	454.00		019980		454.00
	2-6" CHECK VALVES							
3840	STATE COMPTROLLER OF PUBLIC AC							
I-202306226888	STATE COMPTROLLER OF PUBLIC AC	R	6/22/2023	608.50		019981		608.50
	STATE CRIMINAL COSTS AND FEES							
3060	BOJORQUEZ LAW FIRM, PC							
I-11411	BOJORQUEZ LAW FIRM, PC	R	6/22/2023	1,220.85		019982		1,220.85
	GARRETT FERGUSON TELEPHONE CALLS, EMAILS, DRAFT RESPONSES, E GENERAL LEGAL SERVICES							

* * T O T A L S * *	NO	INVOICE AMOUNT	DISCOUNTS	CHECK AMOUNT
REGULAR CHECKS:	58	179,273.77	0.00	131,517.37
HAND CHECKS:	0	0.00	0.00	0.00
DRAFTS:	0	0.00	0.00	0.00
EFT:	2	1,930.92	0.00	1,930.92
NON CHECKS:	0	0.00	0.00	0.00
VOID CHECKS:	14	VOID DEBITS 0.00		
		VOID CREDITS 47,756.40CR		
		47,756.40CR	0.00	

TOTAL ERRORS: 0

VENDOR SET: 01 BANK: APCO TOTALS:	NO	INVOICE AMOUNT	DISCOUNTS	CHECK AMOUNT
	74	133,448.29	0.00	133,448.29
BANK: APCO TOTALS:	74	133,448.29	0.00	133,448.29

VENDOR SET: 01 City of Ransom Canyon
 BANK: PY PAYROLL LIABILITIES
 DATE RANGE: 6/01/2023 THRU 6/30/2023

VENDOR I.D.	NAME	STATUS	CHECK DATE	INVOICE AMOUNT	DISCOUNT	CHECK NO	CHECK STATUS	CHECK AMOUNT
0126	TCG ADMINISTRATORS, LP							
I-TCG202306126884	457 Deferred Compensation	E	6/30/2023	100.00		000162		
I-TCG202306276895	457 Deferred Compensation	E	6/30/2023	100.00		000162		200.00
3100	INTERNAL REVENUE SERVICE - IRS							
I-T1 202306126884	FEDERAL WITHHOLDING	D	6/15/2023	1,823.82		000167		
I-T3 202306126884	SOCIAL SECURITY PAYABLE	D	6/15/2023	3,136.70		000167		
I-T4 202306126884	MEDICARE PAYABLE	D	6/15/2023	733.56		000167		5,694.08
3100	INTERNAL REVENUE SERVICE - IRS							
I-T1 202306276895	FEDERAL WITHHOLDING	D	6/30/2023	1,823.82		000168		
I-T3 202306276895	SOCIAL SECURITY PAYABLE	D	6/30/2023	3,136.70		000168		
I-T4 202306276895	MEDICARE PAYABLE	D	6/30/2023	733.56		000168		5,694.08
1940	TEXAS MUNICIPAL RETIREMEN							
I-RET202306126884	TMRS PAYABLE	D	6/30/2023	8,029.49		000169		
I-RET202306276895	TMRS PAYABLE	D	6/30/2023	8,029.48		000169		16,058.97
8340	OFFICE OF THE TEXAS ATTORNEY G							
I-C02202306126884	RI# 0013095172B398711407	R	6/15/2023	392.45		019962		392.45
8340	OFFICE OF THE TEXAS ATTORNEY G							
I-C02202306276895	RI# 0013095172B398711407	R	6/30/2023	392.45		019984		392.45

* * T O T A L S * *	NO	INVOICE AMOUNT	DISCOUNTS	CHECK AMOUNT
REGULAR CHECKS:	2	784.90	0.00	784.90
HAND CHECKS:	0	0.00	0.00	0.00
DRAFTS:	3	27,447.13	0.00	27,447.13
EFT:	1	200.00	0.00	200.00
NON CHECKS:	0	0.00	0.00	0.00
VOID CHECKS:	0 VOID DEBITS	0.00		
	VOID CREDITS	0.00	0.00	0.00

TOTAL ERRORS: 0

	NO	INVOICE AMOUNT	DISCOUNTS	CHECK AMOUNT
VENDOR SET: 01 BANK: PY TOTALS:	6	28,432.03	0.00	28,432.03
BANK: PY TOTALS:	6	28,432.03	0.00	28,432.03
REPORT TOTALS:	80	161,880.32	0.00	161,880.32

SELECTION CRITERIA

VENDOR SET: 01-CITY OF RANSOM CANYON
VENDOR: ALL
BANK CODES: All
FUNDS: All

CHECK SELECTION

CHECK RANGE: 000000 THRU 999999
DATE RANGE: 6/01/2023 THRU 6/30/2023
CHECK AMOUNT RANGE: 0.00 THRU 999,999,999.99
INCLUDE ALL VOIDS: YES

PRINT OPTIONS

SEQUENCE: CHECK NUMBER

PRINT TRANSACTIONS: YES
PRINT G/L: NO
UNPOSTED ONLY: NO
EXCLUDE UNPOSTED: NO
ANNUAL ONLY: NO
STUB COMMENTS: YES
REPORT FOOTER: NO
CHECK STATUS: NO
PRINT STATUS: * - All

the 1990s, the number of people in the world who are illiterate has increased from 1.1 billion to 1.2 billion (UNESCO 2003).

There are many reasons for the increase in illiteracy. One of the reasons is that the population of the world is increasing rapidly. Another reason is that the number of people who are illiterate is increasing in many countries, especially in the developing countries. This is because of the lack of access to education and the lack of resources for education.

There are many ways to reduce the number of illiterate people in the world. One way is to increase the number of schools and to improve the quality of education. Another way is to provide more resources for education, especially in the developing countries. This is because education is the key to development and to reducing poverty.

There are many people who are illiterate in the world. This is a serious problem because it prevents them from getting a better education and from finding a better job. This is why it is important to find ways to reduce the number of illiterate people in the world. This is why the United Nations has set a goal to reduce the number of illiterate people in the world by 50% by the year 2015.

There are many ways to reduce the number of illiterate people in the world. One way is to increase the number of schools and to improve the quality of education. Another way is to provide more resources for education, especially in the developing countries. This is because education is the key to development and to reducing poverty.

There are many people who are illiterate in the world. This is a serious problem because it prevents them from getting a better education and from finding a better job. This is why it is important to find ways to reduce the number of illiterate people in the world. This is why the United Nations has set a goal to reduce the number of illiterate people in the world by 50% by the year 2015.

There are many ways to reduce the number of illiterate people in the world. One way is to increase the number of schools and to improve the quality of education. Another way is to provide more resources for education, especially in the developing countries. This is because education is the key to development and to reducing poverty.

There are many people who are illiterate in the world. This is a serious problem because it prevents them from getting a better education and from finding a better job. This is why it is important to find ways to reduce the number of illiterate people in the world. This is why the United Nations has set a goal to reduce the number of illiterate people in the world by 50% by the year 2015.

There are many ways to reduce the number of illiterate people in the world. One way is to increase the number of schools and to improve the quality of education. Another way is to provide more resources for education, especially in the developing countries. This is because education is the key to development and to reducing poverty.

There are many people who are illiterate in the world. This is a serious problem because it prevents them from getting a better education and from finding a better job. This is why it is important to find ways to reduce the number of illiterate people in the world. This is why the United Nations has set a goal to reduce the number of illiterate people in the world by 50% by the year 2015.

There are many ways to reduce the number of illiterate people in the world. One way is to increase the number of schools and to improve the quality of education. Another way is to provide more resources for education, especially in the developing countries. This is because education is the key to development and to reducing poverty.

Payment Information

\$	New Balance:	\$4,148.42
	Total Minimum Payment Due:	\$173.00
	Payment Due Date:	07/13/2023

Payments must be received by 5pm ET on 07/13/2023 if mailed, or by 11:59pm ET on 07/13/2023 for online and phone payments.

MEMBER SERVICE: For Account Information log on to SamsClubCredit.com/businesscard. This account is not registered. The authentication code is: 4UAR258. Or call toll-free 1-866-220-2760.

To make a payment, please visit us online or mail your payment using the coupon below. Payments are also accepted at your local CheckFreePay* or MoneyGram locations*. * Fees may apply.

RECEIVED

JUL 01 2023

Account Summary

Previous Balance as of 05/24/2023	\$5,576.82	Credit Limit	\$25,000
Payments	- 5,576.82	Available Credit	\$20,619
Other Credits	- 698.94	Cash Advance Limit	\$5,000
Purchases/Debits	+ 4,847.36	Available Cash	\$5,000
New Balance as of 06/23/2023	\$4,148.42		
31 Day Billing Cycle from 05/24/2023 to 06/23/2023			

Rewards Summary

5% earned on Gas/EVcharging	\$0.00
3% earned on Dining	\$5.60
1% earned on Other Purchases	\$39.39
3% earned on Sam's Club Purchases	\$0.73
Rewards this Statement	\$45.72
Total Rewards Earned 2023	\$378.38

Total Rewards earned 2023



- \$16.75 on Gas /EVcharging
- \$23.88 on Dining
- \$311.73 on other purchases
- \$26.02 on Sam's Club Purchases

6709 0003 HJJ

1 7 23 250623

PAGE 1 of 5

1469 1000 8653 D1FW6709

2766751

Use blue or black ink.
detach & mail with your
check.

Account Number	██████████ 1000 1017 5858
New Balance	\$4,148.42
Total Minimum Payment Due	\$173.00
Payment Due Date	07/13/2023

Amount Enclosed \$

VIEW AND PAY YOUR BILL ONLINE!
SamsClubCredit.com/businesscard

No other correspondence please.
Print new address or email changes on back.

MARIA QUINTANILLA
TOWN OF RANSOM CANYON
24 LEE KITCHENS DR
RANSOM CANYON TX 79366-2200

276675
Q206



Make SAM'S CLUB MC/SYNCRB
Payment PO BOX 71712
to: PHILADELPHIA, PA 19176-1712



00173000557682 001730000414842 000556053 1040175 85822

Transaction Detail

Date	Reference #	Description	Amount
Payments			\$5,576.82
06/04	85560534Y013THPWV	PAYMENT - THANK YOU	\$5,576.82
		TOTAL [REDACTED] \$5,576.82	
Other Credits			\$698.94
06/21	55432865Q6399W2WF	SOUTHWES 5262470108712 800-435-9792 TX QUINTANILLA/MARIA ELENA DALLAS DALLAS	\$232.98
06/21	55432865Q6399W2WP	SOUTHWES 5262470111248 800-435-9792 TX QUINTANILLA/MARIA ELENA DALLAS DALLAS	\$232.98
06/21	55432865Q6399W2W7	SOUTHWES 5262470107933 800-435-9792 TX QUINTANILLA/MARIA ELENA DALLAS DALLAS MARIA QUINTANILLA	\$232.98
		TOTAL [REDACTED] \$698.94	
Purchases and Other Debits			\$4,847.36
05/23	55432864G5VFYKJT1	SOUTHWES 5262457186467 800-435-9792 TX QUINTANILLA/MARIA ELENA LUBBOCK AUSTIN AUSTIN DALLAS DALLAS LUBBOCK	\$299.95
05/24	55432864G5V9WSTR4	TEXAS MUNICIPAL LEAGUE 512-231-7400 TX	\$195.00
06/06	55432864X5Z452G1B	AWEBER SYSTEMS INC 877-293-2371 PA	\$10.00
06/11	55432865360MEJP2M	MARRIOTT DALLAS ALLEN ALLEN TX FOLIO #76666	\$601.73
06/13	5270824545S8EWGVT	EINSTEIN BROS #4025.CO LUBBOCK TX	\$64.93
06/15	554368757596B8BXX	RP5 AIRPORT PARKING LB LUBBOCK TX	\$9.00
06/19	55432865B630ED9P5	SOUTHWES 5262470108712 800-435-9792 TX QUINTANILLA/MARIA ELENA LUBBOCK AUSTIN AUSTIN HARLINGEN	\$232.98
06/19	55432865B630ED9RA	SOUTHWES 5262470107933 800-435-9792 TX QUINTANILLA/MARIA ELENA LUBBOCK AUSTIN AUSTIN HARLINGEN	\$232.98
06/19	55432865B630ED9R2	SOUTHWES 5262470111248 800-435-9792 TX QUINTANILLA/MARIA ELENA LUBBOCK AUSTIN AUSTIN HARLINGEN MARIA QUINTANILLA	\$232.98
		TOTAL [REDACTED] \$1,879.55	
05/24	55432864G5V9X3M9V	INT'L CODE COUNCIL INC 888-422-7233 IL	\$230.00
06/05	82711164X00011891	WEAT.ORG AUSTIN TX	\$70.00
06/08	5543286505ZW10Y4M	RAISING CANES 0051 LUBBOCK TX	\$16.72
06/15	552635257RBGHV7E6	UNITED SUPERMARKET 552 LUBBOCK TX	\$100.00
06/20	55488725Q2MQWWEJ5	TCEQ EPAYMENT AUSTIN TX HAROLD NEEDHAM	\$113.75
		TOTAL [REDACTED] \$530.47	
05/24	55480774HBM9A14XL	ACADEMY SPORTS #49 LUBBOCK TX	\$78.95
05/25	55263524K0TB0ESXF	CAB STORE LUBBOCK TX LUBBOCK TX	\$7.99
05/27	55429504KMNFB6J2A	ADOBE *ACROPRO SUBS 4085366000 CA	\$21.44
06/05	75345514WS66L1L53	PICK UP PALS INC LUBBOCK TX	\$468.65
06/22	25265085E03P73BWP	GEORGES RESTAURANT RALLS TX JAMES HILL	\$40.08
		TOTAL [REDACTED] \$617.11	
05/26	85186884JWCNWN44YF	MARTIN'S FLAG COMPANY WEST DES MOINES IA	\$103.56
06/17	5543286586233YLB4	AXS.COM*LUBBOCK TX 888-929-7949 CA LESLIE RANDOLPH	\$180.00
		TOTAL [REDACTED] \$283.56	
05/27	55432864K5W6J6KNF	APPLE.COM/BILL 866-712-7753 CA	\$10.71
06/02	55310204SRQEQQQY1	2ND AND CHARLES 2141 LUBBOCK TX	\$95.94
06/06	82305094X000D/MYM	CANVA*103808-32312631 CAMDEN DE	\$119.99
06/08	55310204Z2DLXMSW7	AMAZON.COM*7Y9AU8183 A AMZN.COM/BILL WA	\$34.94
06/11	5513158522M73W75M	MICROSOFT*MICROSOFT 36 MSBILL.INFO WA	\$75.76
06/11	5531020522DKSV8X4	AMAZON.COM*4F10X6UQ3 A AMZN.COM/BILL WA	\$27.97

(Continued on next page)

ACCOUNT #: [REDACTED]

DATE OF SALE #: 230614

P.O. #:

INVOICE#: 000000

AUTHORIZATION #: 000627

CLUB #: 8270

REFERENCE #: 85560535601M096J8

TRANSACTION #: 0

REGISTER #: 94

S K U	DESCRIPTION	QUANTITY	UNIT	PRICE	EXT PRICE
SALES TAX		1 000		\$0 0000	\$0 00
005366060	FLA-VOR-ICE	1 000	EA	\$9 9800	\$9 98
030089094	MM PURIFIED WATER	1 000	EA	\$3 9800	\$3 98
380063731	CHEWY PBCC & CC BARS	1 000	EA	\$10 4800	\$10 48
SUB \$24.44		TAX \$0.00		TOTAL INVOICE	\$24.44
				CREDITS TOTAL	\$0.00
				BALANCE DUE	\$24.44

**Town of Ransom Canyon
Financial Investment Report
Balance for June 1 - June 30, 2023**

INTEREST BEARING CASH ACCOUNTS AT DEPOSITORY BANK

Investment Type/Institution	Annual Percentage Ending Rate of Interest	Maturity Date	Beginning Balance	Ending Balance	Interest Accrued	YTD Interest
Construction Account (Centennial Bank)	5.25%	N/A	\$ 674,722.49	\$ 677,633.96	\$ 2,911.47	\$ 22,645.33
Reserve Account (Centennial Bank)	5.25%	N/A	\$ 261,869.82	\$ 262,999.81	\$ 1,129.99	\$ 8,789.00
Operating Account (Centennial Bank)	5.25%	N/A	\$ 175,017.74	\$ 101,614.97	\$ 661.91	\$ 7,854.13
Interest and Sinking Account (Centennial Bank)	5.25%	N/A	\$ 637,020.02	\$ 639,768.81	\$ 2,748.79	\$ 19,767.55
Police Seizure Account (Centennial Bank)	0.00%	N/A	\$ -	\$ -	\$ -	\$ -
Police LEOSE Account (Centennial Bank)	0.00%	N/A	\$ -	\$ -	\$ -	\$ -
Interest & Sinking Water 2020 Development Series 2020 Construction Fund	0.05%	N/A	\$ 162,726.91	\$ 162,733.60	\$ 6.69	\$ 51.01
	0.00%	N/A	\$ 244,715.00	\$ 244,715.00	\$ -	\$ -
	21.05%	N/A	\$ 2,156,071.98	\$ 2,089,466.15	\$ 7,458.85	\$ 59,107.02

OUTSTANDING LIABILITIES

FINANCED THROUGH	BALANCE	INT. RATE	MATURITIES
COMBINATION TAX AND SURPLUS REVENUE	\$ 6,197,469	2.27%	2/1/2050
CERTIFICATES OF OBLIGATION (TWDB) UMB BANK			
SEWER PLANT AND WATER ELEVATED TANK AND GROUND STORAGE TANK			
TOTAL	\$ 6,197,469		

the 1990s, the number of people in the world who are living in poverty has increased from 1.2 billion to 1.6 billion (World Bank 2000).

There are a number of reasons for this increase in poverty. One of the main reasons is the rapid population growth in the developing world. The number of people in the world is expected to reach 8 billion by the year 2025 (United Nations 2000). This rapid population growth is putting a strain on the world's resources, particularly in the developing world.

Another reason for the increase in poverty is the rapid technological change in the developed world. The rapid technological change is creating a demand for highly skilled workers, which is leading to a widening gap between the rich and the poor in the developed world. In the developing world, the rapid technological change is leading to a loss of jobs for unskilled workers, which is also contributing to the increase in poverty.

A third reason for the increase in poverty is the rapid globalization of the world economy. The rapid globalization of the world economy is leading to a concentration of wealth in the hands of a few people in the developed world, which is also contributing to the increase in poverty in the developing world. In the developing world, the rapid globalization of the world economy is leading to a loss of jobs for unskilled workers, which is also contributing to the increase in poverty.

There are a number of ways in which the world can address the problem of poverty. One way is to invest in education and training for the poor, so that they can acquire the skills needed to find work in the global economy. Another way is to invest in infrastructure, such as roads and bridges, so that the poor can access markets and services more easily. A third way is to invest in social safety nets, such as unemployment benefits and food stamps, so that the poor can survive during times of economic hardship.

There are a number of challenges to addressing the problem of poverty. One challenge is the rapid population growth in the developing world, which is putting a strain on the world's resources. Another challenge is the rapid technological change in the developed world, which is creating a demand for highly skilled workers. A third challenge is the rapid globalization of the world economy, which is leading to a concentration of wealth in the hands of a few people.

Despite these challenges, there are a number of ways in which the world can address the problem of poverty. One way is to invest in education and training for the poor, so that they can acquire the skills needed to find work in the global economy. Another way is to invest in infrastructure, such as roads and bridges, so that the poor can access markets and services more easily. A third way is to invest in social safety nets, such as unemployment benefits and food stamps, so that the poor can survive during times of economic hardship.

There are a number of ways in which the world can address the problem of poverty. One way is to invest in education and training for the poor, so that they can acquire the skills needed to find work in the global economy. Another way is to invest in infrastructure, such as roads and bridges, so that the poor can access markets and services more easily. A third way is to invest in social safety nets, such as unemployment benefits and food stamps, so that the poor can survive during times of economic hardship.

There are a number of ways in which the world can address the problem of poverty. One way is to invest in education and training for the poor, so that they can acquire the skills needed to find work in the global economy. Another way is to invest in infrastructure, such as roads and bridges, so that the poor can access markets and services more easily. A third way is to invest in social safety nets, such as unemployment benefits and food stamps, so that the poor can survive during times of economic hardship.

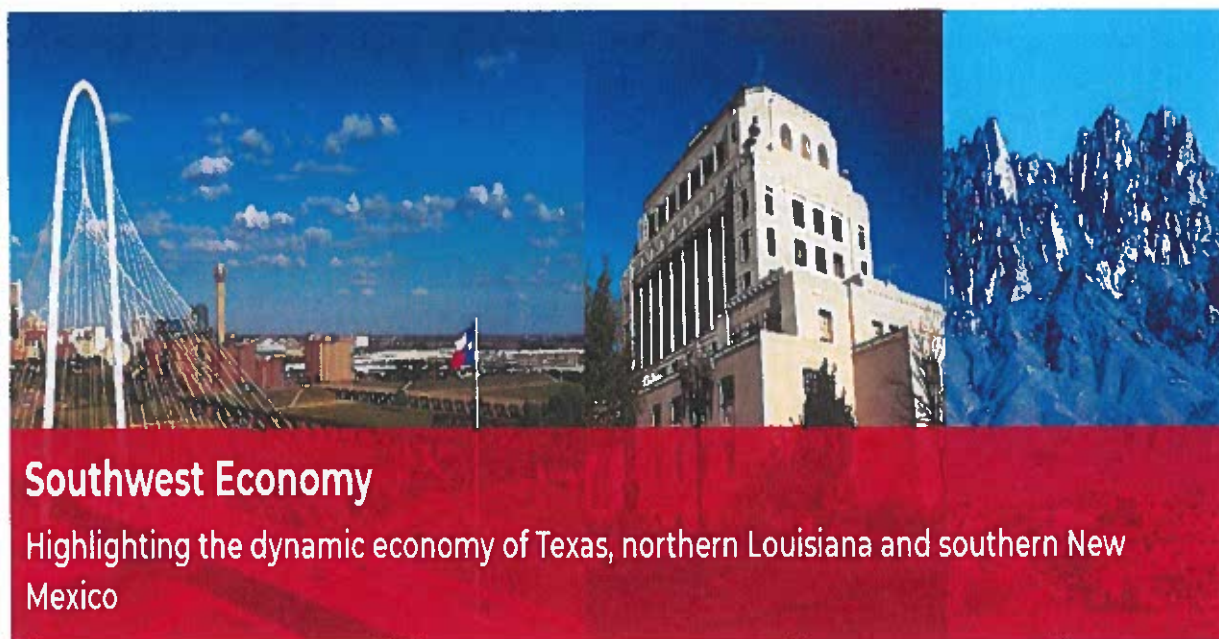
There are a number of ways in which the world can address the problem of poverty. One way is to invest in education and training for the poor, so that they can acquire the skills needed to find work in the global economy. Another way is to invest in infrastructure, such as roads and bridges, so that the poor can access markets and services more easily. A third way is to invest in social safety nets, such as unemployment benefits and food stamps, so that the poor can survive during times of economic hardship.



Federal Reserve
Bank of Dallas



Economy ▶



<https://www.dallasfed.org/research/swe>



Texas' cheap housing edge slipping away as resilient demand outpaces supply

Wenhua Di and Aparna Jayashankar

April 21, 2023

Texas home prices have headed steadily higher, a byproduct of rising housing demand and pandemic-related supply shortages. More recently, tightening monetary policy has led to surging mortgage rates and added to homebuyer costs in the state and across the country.

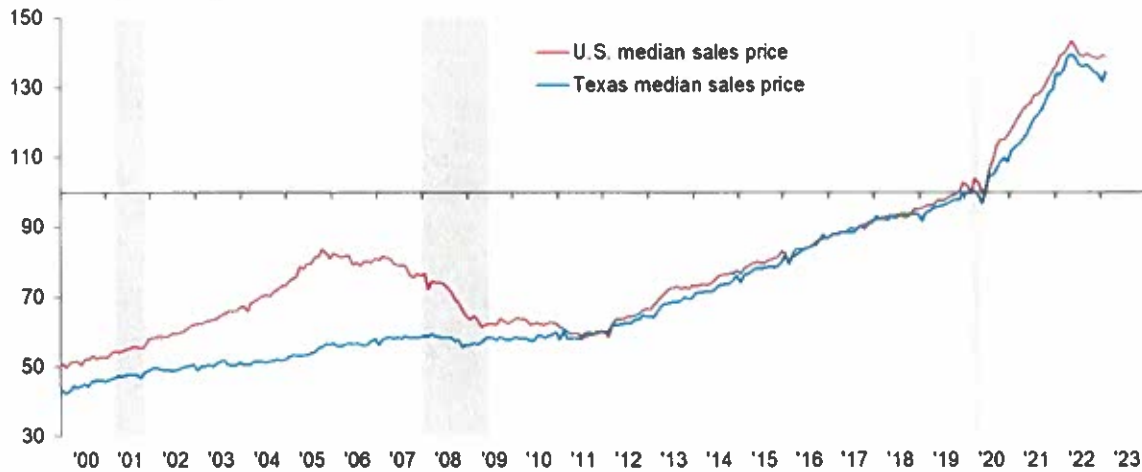
Housing affordability has declined in Texas, a top destination for domestic and international migrants drawn by its historically low cost of living. However, recent moderating demand—a consequence of escalating costs—and rising housing inventory may curb further erosion of affordability.

Home prices surge

Texas house prices were largely flat from 2000 through 2005 as national prices marched steadily upward. A widening price differential between the state and the nation helped Texas avoid a housing boom and subsequent

bust that precipitated the Great Recession of 2007–09 (*Chart 1*). Following that downturn, Texas home prices have kept pace with the nation as demand has outstripped housing supply.

Chart 1
Texas home prices track U.S. after Great Recession
Index, February 2020 = 100



NOTES: Data include only existing single-family homes and are seasonally adjusted. Data are indexed to the beginning of the pandemic. Shaded regions denote recessionary periods. The Great Recession occurred from December 2007 to June 2009.
SOURCES: National Association of Realtors; Census Bureau; Federal Reserve Bank of Dallas.

Federal Reserve Bank of Dallas

Less-pricey housing contributes to a lower cost of living in Texas relative to other large states, such as California and New York, helping to attract new residents. Between 2010 and 2020, Texas added more people than any state, and about half of the population increase was due to migration. The pandemic accelerated in-migration to Texas—migration rose nearly 60 percent in the five quarters following the onset of the pandemic compared with the five quarters preceding it.

The rise of remote work may have spurred the relocations. In addition, Texas had less-stringent COVID-19 restrictions, which resulted in schools opening and business lockdowns ending earlier than in other states. Many of the new residents moved from expensive coastal cities such as San Francisco, Los Angeles and New York. Among Texas metro areas, Dallas–Fort Worth and Austin drew the most migrants and experienced the largest surges in house prices.

New housing supply came on the market, with building permits for single-family homes reaching record highs. Nevertheless, inventories slipped lower, and prices rose, suggesting supply increases fell short of demand. In addition, homebuilding was slowed by material price volatility, and construction trades wages increased because of a tight labor market.

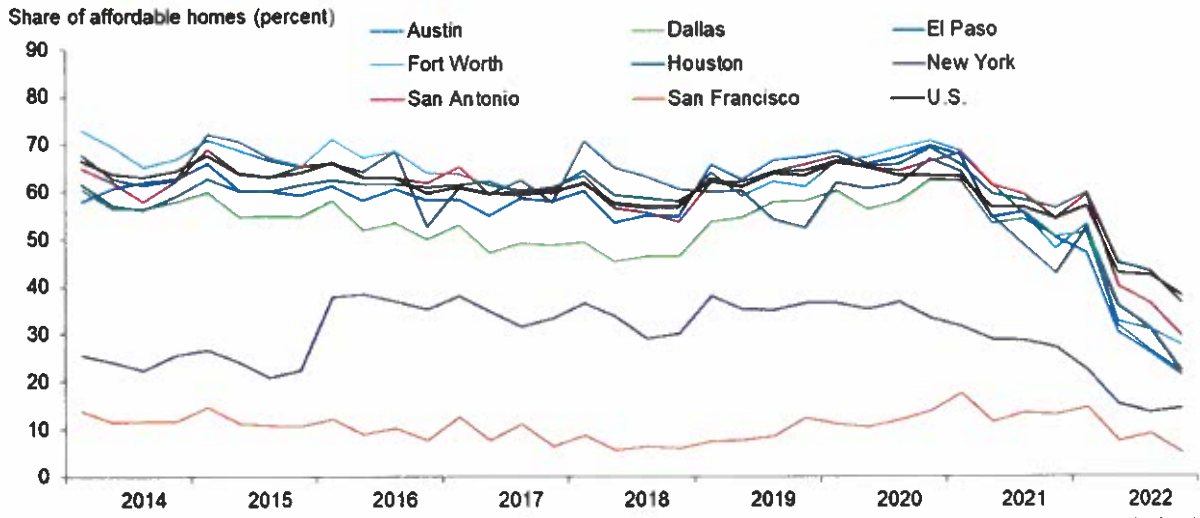
Fewer affordable homes

Steeply appreciating home prices eroded some of Texas' cost-of-living advantage, especially in its major metros. The National Association of Home Builders/Wells Fargo Housing Opportunity Index measures home affordability. It indicates the share of homes sold in a metropolitan area that would have been affordable to a family earning the local median income.

Fewer than one-third of homes were affordable for a family earning the area median income in Austin, Dallas, Fort Worth and San Antonio in fourth quarter 2022, down from around 60 percent in 2014 (*Chart 2*). The decline was

also apparent along the border in metros such as El Paso, Brownsville, Laredo and McAllen (the latter three metros not shown), likely due to pandemic relief stimulus and a relatively quick economic recovery there.

Chart 2
Texas metros' housing affordability falls during pandemic, dropping below national average



NOTE: The Housing Opportunity Index measures the share of homes sold in an area that would have been affordable to a family earning the local median income, based on standard mortgage underwriting criteria.
SOURCE: National Association of Home Builders/Wells Fargo Housing Opportunity Index.

Federal Reserve Bank of Dallas

Higher housing costs in Texas pose financial challenges for residents and could slow future population and business migration. With affordability trailing the national average, housing in major metros will increasingly become attainable chiefly to those relocating from coastal cities. Many potential buyers may seek less-expensive options, such as living near or outside of big Texas metros or in smaller communities.

Financing costs rise

Besides high home prices, increasing mortgage rates have further burdened potential buyers. About 78 percent of buyers financed home purchases with a mortgage in 2022.[1] The rates for mortgages have risen in response to increases in the Federal Reserve's policy rate—the federal funds rate—that were undertaken to combat inflation. The federal funds rate increased 4.75 percentage points (475 basis points) from March 2022 to March 2023.

In response, banks and other lenders passed the increased cost of funds to borrowers, including those seeking mortgages. Just before the pandemic, the Fed had raised the federal funds rate gradually in response to robust economic growth fueling inflation. The Fed dropped the benchmark back to near zero in March 2020—from an effective rate of near 2.4 percent a year earlier—with the arrival of the pandemic. The move was intended to help stimulate economic activity and prevent a potential crisis as businesses shut down and unemployment rates skyrocketed.

The historically low interest rates helped maintain home price growth during the pandemic. However, the economy overheated over time amid relatively easy credit and extensive federal stimulus programs. Supply-chain

disruptions added to market strains, resulting in the highest inflation in more than 40 years. Mortgage rates increased accordingly, and home sales financed with mortgages in the nation plummeted (*Chart 3*).

Chart 3
Mortgage originations soar in 2021, then collapse as interest rates spike



NOTES: Shaded areas show Federal Reserve interest rate tightening cycles. Mortgage originations data are restricted to one- to four-family properties and are seasonally adjusted. Mortgage purchase data are through fourth quarter 2022; mortgage rate data are through February 2023.

SOURCES: Mortgage Bankers Association; Freddie Mac; Federal Reserve Bank of Dallas.

Federal Reserve Bank of Dallas

The elevated home prices and mortgage interest rate increases deterred some potential homebuyers. For example, the median existing-home price rose in the Dallas–Fort Worth–Arlington metropolitan statistical area from \$269,272 in October 2019 to \$388,496 in October 2022, while interest rates on a typical 30-year fixed mortgage jumped from 3.7 to 7.0 percent.

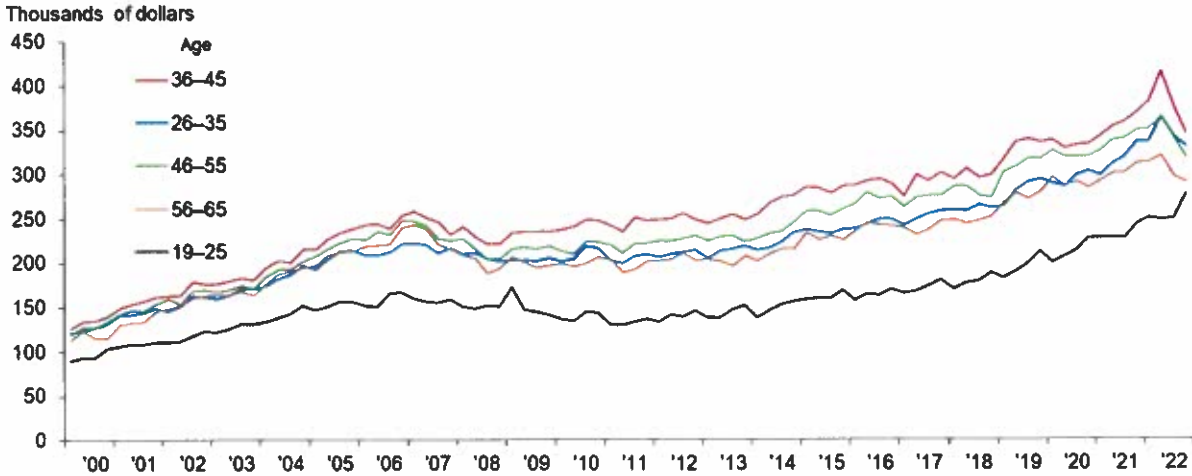
Meanwhile, median household income in the area ticked up from \$72,642 to \$74,673. The Atlanta Fed Home Ownership Affordability Monitor projected that the total median monthly payment rose from \$1,606 to \$2,870 over the three years, a 79 percent increase.^[2] The annual total payment as a share of the area median income grew from 26.5 to 46.1 percent, pricing many potential buyers out of the market.

Young, first-time buyers remain in the market

Declining affordability put a sudden brake on home sales across the nation. Part of the slowdown is attributable to reluctance among existing homeowners to trade their current low mortgage rate for a higher one if they “moved up” or acquired a new residence.

Buyers who are undeterred contend with a larger down payment or a cheaper home. The average mortgage-origination balance has declined from a peak in second quarter 2022, based on an analysis of data from the Federal Reserve Bank of New York Consumer Credit Panel/Equifax (Chart 4).[3]

Chart 4
Average mortgage-origination balance continues to rise for youngest buyers



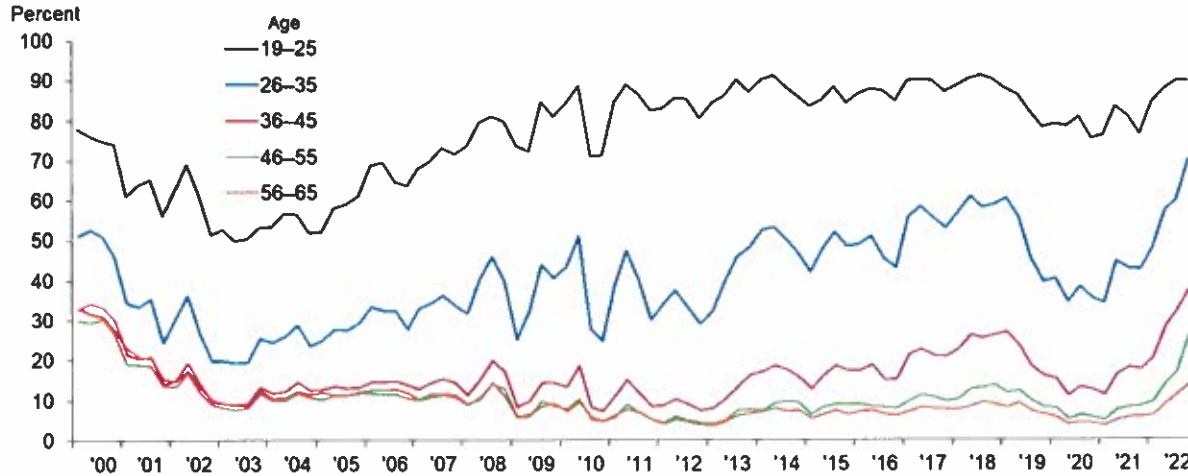
NOTES: Data are based on the New York Fed Consumer Credit Panel/Equifax, a nationally representative, anonymous random sample from Equifax credit files. It tracks all consumers with a U.S. credit file residing in the same household from a random, anonymous sample of 5 percent of U.S. consumers with a credit file. Equifax data assets are used as a source, but all calculations, findings and assertions are those of the authors. SOURCE: New York Fed Consumer Credit Panel/Equifax.

Federal Reserve Bank of Dallas

Notably, this pattern didn't emerge for the youngest buyer group. Individuals ages 19 to 25 continue to take out larger mortgage loans despite the recent rate increases.

Additionally, first-time homebuyers have accounted for an increasing share of buyers with a mortgage, regardless of age, since early 2021 (Chart 5).[4]

Chart 5
Share of mortgage originations by first-time buyers increases for all age groups



NOTES: Data are based on the New York Fed Consumer Credit Panel/Equifax, a nationally representative, anonymous random sample from Equifax credit files. It tracks all consumers with a U.S. credit file residing in the same household from a random, anonymous sample of 5 percent of U.S. consumers with a credit file. Equifax data assets are used as a source, but all calculations, findings and assertions are those of the authors. SOURCES: New York Fed Consumer Credit Panel/Equifax.

Federal Reserve Bank of Dallas

Not surprisingly, the share of new buyers requiring a mortgage is usually higher for younger people (age 35 and younger) due to fewer financial resources. However, older first-time buyers (age 36 and older) have also represented a growing share of new buyers in their age group since interest rates started rising steeply in 2022.

Several factors help explain why young and first-time buyers seem less sensitive to rising housing costs. Unlike older purchasers, who are more financially established, these individuals have limited resources and likely face a more constrained supply of affordable homes. Existing homeowners can hold off taking on a more expensive mortgage because many of them do not need to relocate. By comparison, first-time buyers do not have such flexibility.

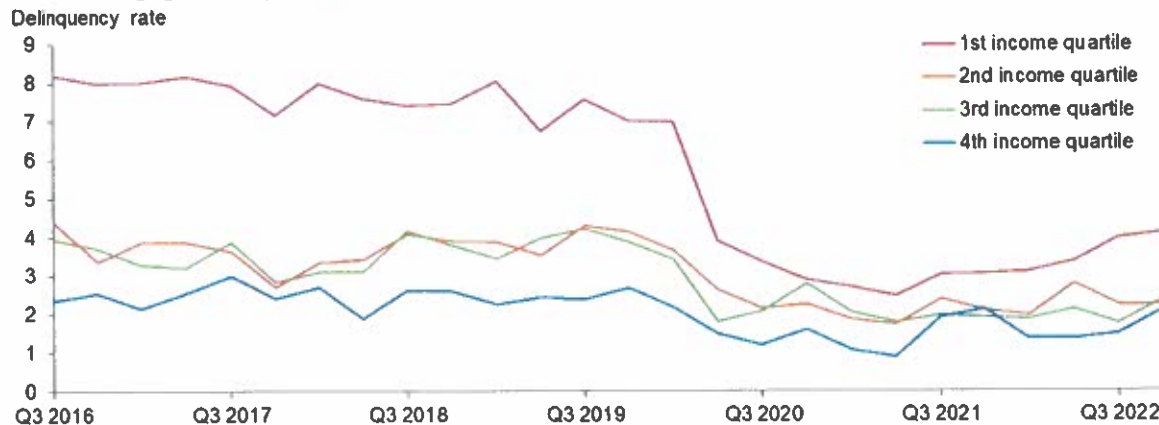
First-time or young homebuyers also tend to have less experience in negotiation and end up paying relatively higher prices. They likely have saved less for a down payment and possess less equity in other assets than experienced or older buyers.

Thus, despite their limited choices, these liquidity-constrained homebuyers borrow larger mortgage amounts than their older counterparts if they need a place to live close to work or school and don't rent. The patterns for Texas are similar to those in the nation.

A foreclosure crisis unlikely

Mortgage market conditions don't resemble those that accompanied the Great Recession, when millions of borrowers defaulted and lost their homes as prices collapsed. In contrast, mortgage performance has not deteriorated through the pandemic, not even among low-income homeowners (*Chart 6*). Generous government stimulus and expanded forbearance options helped. And while delinquencies have risen in recent months, they remain below prepandemic levels even for the lowest-income areas in Texas.

Chart 6
Texas mortgage delinquencies remain below prepandemic levels



NOTES: Data are based on the New York Fed Consumer Credit Panel/Equifax, a nationally representative, anonymous random sample from Equifax credit files. It tracks all consumers with a U.S. credit file residing in the same household from a random, anonymous sample of 5 percent of U.S. consumers with a credit file. Delinquency is defined as the share of the balance 30+ days past due in the total adjusted balance. Equifax data assets are used as a source, but all calculations, findings and assertions are those of the authors. Income quartiles are based on the average total income from the 2020 IRS Statistics of Income at ZIP code level.
SOURCES: New York Fed Consumer Credit Panel/Equifax; IRS.

Federal Reserve Bank of Dallas

There are several reasons borrowers appear relatively more resilient than during the last bust.

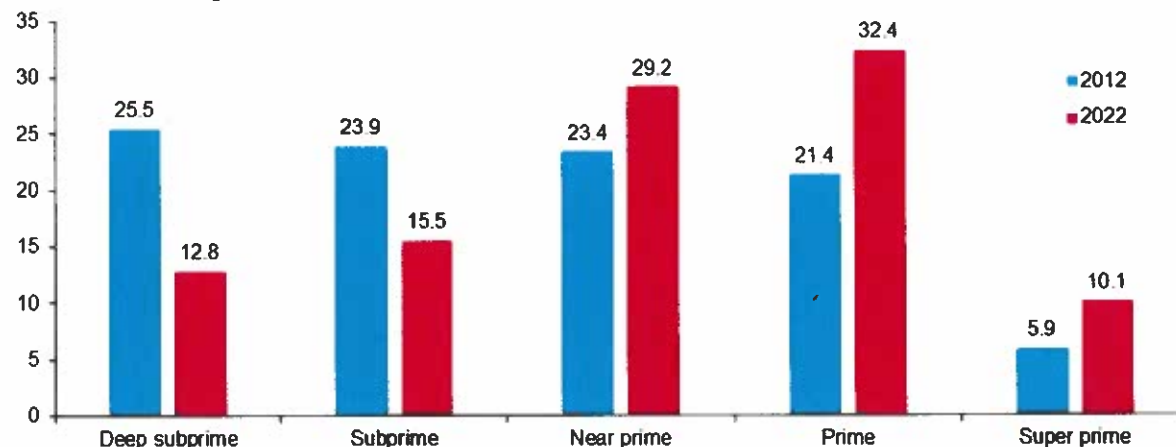
First, homeowners have substantial equity in their homes. With current prices holding up at relatively high levels due to low inventories, homeowners are unlikely to discard that equity by walking away after failing to make a payment. Instead, they may simply sell their homes. Also, about **39 percent** of U.S. homes and 43 percent of Texas homes are owned without a mortgage.

Additionally, most outstanding mortgages carry low interest rates because only a small share of new notes have been originated in recent months. Most existing mortgage-payment burdens have not increased, although homeowners might face larger property tax bills owing to home-value appreciation.

Moreover, borrowers have a much-improved credit standing. Mortgage underwriting has stayed stringent since the Great Recession. Pandemic relief and a strong labor market have provided financial stability for most individuals. Although it is still too early to assess the performance of recently originated loans, Equifax Risk Scores rose for those ages 19 to 25—usually risky consumers—suggesting lower delinquencies and defaults (*Chart 7*).

Chart 7
Young consumers' credit profiles have improved in Texas

Share of consumers ages 19-25



NOTES: Data are based on the New York Fed Consumer Credit Panel/Equifax, a nationally representative anonymous random sample from Equifax credit files. It tracks all consumers with a U.S. credit file residing in the same household from a random, anonymous sample of 5 percent of U.S. consumers with a credit file. Equifax data assets are used as a source, but all calculations, findings, assertions are those of the authors.

SOURCES: New York Fed Consumer Credit Panel/Equifax.

Federal Reserve Bank of Dallas

More than 42 percent of these young borrowers belong to prime or super-prime categories with an Equifax Risk Score above 680—16 percentage points higher than in 2012. A higher credit score indicates a greater ability to meet mortgage obligations and a lower risk of default.

Will Texas regain its affordability advantage?

Whether Texas can regain its housing affordability advantage depends not only on monetary policy, but also on the dynamics of supply and demand and the health of the state economy.

Median home prices in Texas have fallen 3.4 percent from their May 2022 peak. Mortgage rates are also **off their peak** of around 7 percent in late 2022. Housing **supplies are growing**. Still, it's too soon to say whether affordability will improve.

Since fewer existing homes are listed for sale—with owners reluctant to give up their lower-interest mortgages—home prices may not decline as rapidly as they did during the Great Recession market downturn. Additionally, homebuilders also face higher financing costs and may be unable to replenish inventory as quickly as needed.

Migration to the state has slowed but continues because Texas metros remain affordable relative to high-cost coastal cities. Relocating workers and young residents must find a place to live; these potential buyers perhaps will remain less sensitive to higher home prices, interest rates and property tax obligations in Texas.

If the economy slows down broadly and a recession occurs, the labor market may weaken, reducing consumer demand and repayment capacity. Recent data suggest that Texas' growth has softened, but the state will **likely avoid a severe recession**. Additionally, a housing price correction may ease inflation pressures and the need for policy rate hikes that could further slow the economy. Borrowers with healthy balance sheets and improved credit will likely remain financially resilient in a volatile housing market in the near future.

Notes

1. The share of cash buyers was 32 percent in 2021 but dropped to 22 percent in 2022.
2. The projection was based on the Atlanta Fed's **assumptions** on underwriting standards, property and mortgage insurance, down payments and property taxes.
3. The New York Fed Consumer Credit Panel/Equifax is a nationally representative anonymous random sample from Equifax credit files. It tracks all consumers with a U.S. credit file residing in the same household from a random, anonymous sample of 5 percent of U.S. consumers with a credit file. The information presented (including any applicable table, chart or graph) is based on data provided by Equifax. Equifax data assets are used as a source, but all calculations, findings and assertions are those of the authors.
4. First-time homebuyers are defined as those who for the first time take out an installment loan that is a first mortgage (not home equity installment), based on the mortgage opening date in mortgage tradeline data of the New York Fed Consumer Credit Panel/Equifax.

About the authors



Wenhua Di is a senior economist in the Research Department at the Federal Reserve Bank of Dallas.



Aparna Jayashankar is a research analyst in the Research Department at the Federal Reserve Bank of Dallas.

The views expressed are those of the authors and should not be attributed to the Federal Reserve Bank of Dallas or the Federal Reserve System.



Energy transition means more than just additional electric vehicles

May 05, 2023

David Rapson is an economic policy advisor and senior research economist at the Federal Reserve Bank of Dallas. He is also the Chancellor's Leadership Professor in the economics department at the University of California–Davis. He has studied the energy transition and how consumers respond to economic incentives.

Two podcast thumbnails from Southwest Economy Podcast. The top thumbnail is titled "The drive to electrify the economy during the energy transition" and has a duration of 00:00:00 / 00:14:03. The bottom thumbnail is titled "Two-car families hedging their bets on the energy transition" and has a duration of 00:00:00 / 00:12:30. Both thumbnails feature the Southwest Economy Podcast logo and a green arrow pointing right.

Q. What is the energy transition?

With so many terms in this area, there are actually different definitions. In the U.S. economy, the primary energy inputs are 80 percent fossil fuels. When we think about the energy transition, it's a desire to move away from fossil fuels so that we stop emitting so much greenhouse gas pollution.

I think there's also a sense among many policymakers that really what that means is electrification, that we're going to expand renewable electricity on the grid and we're at the same time going to shift away from gasoline cars toward electric vehicles. When people talk about the energy transition, I think often what they have in mind is electrification of the economy.

Q. How long is it going to take to “electrify” the economy?

There are real questions about this. The aspiration is to do this on the order of 10, 15, 20 years. I think that's probably unrealistic based on the technologies that we have available today. It could take several decades. And again, it depends on what you mean by “completing” the transition.

We're at the very early stages. And really what's going to determine the pace of the transition and the ultimate time that it takes to decarbonize the economy is how much people want to adopt these new technologies and the features of the technologies themselves—the reliability of the energy supply, the transportability and storage capacity of various technologies and, of course, the cost.

If renewable electricity ends up stored in batteries that are more expensive than what we have today for the equivalent fossil fuel energy generation, then that's going to make things more difficult.

Q. What kind of inroads have renewables—whether solar or wind—made in the energy transition?

Let's start with some features of the electricity grid that we need. We need reliability. We need demand and supply to be equal in an engineering sense of the word in order for the grid to function correctly. And that means at every moment, when I plug in my refrigerator or turn on my dryer, something has to turn on or off in the generation mix in order to meet that demand.

Historically, that marginal source of generation has been a thermal generator, either a coal plant or a natural gas plant. Sometimes it's dammed hydro. You need something that turns on and off in order to keep the grid balance at a very high frequency. And as we put more renewables on the grid, it doesn't mitigate that need.

We still are going to need to turn on and off sources of generation at high frequency. And really what that means with renewables is batteries. We need industrial-scale energy storage that is affordable.

Q. How does the role of renewable energy vary across the country?

The biggest source of renewables in the world and in the U.S. is hydroelectric generation. When people think about renewable electricity, they aren't necessarily thinking hydro. They're thinking wind and solar. And those have

been increasing very rapidly, but from a very small base.

Roughly one-fifth of U.S. electricity generation is renewable. A large, large share of that is hydro. What's determining the mix of renewable electricity is the endowment—what resources are abundant wherever you need the electricity.

In California, there's a lot more sun than there is water. So we're having a lot of solar. In Texas, there's a lot of wind, and in Washington, there's a lot of hydro. In this market, there needs to be an abundance of a resource in order to economically produce electricity using it.

Q. How will this transition to renewables or the energy transition—the electrification of the economy—affect the oil and gas industry?

These markets—the electricity market and the oil and gas markets—are different in terms of their scope. Electricity markets are local in the sense that you're not producing electricity in Texas and shipping it over to Europe.

The markets are more global for oil and refined products than for natural gas, which is more expensive to transport than liquid fuel. The products that the Texas oil and gas industry is producing don't have to be used in Texas, whereas the electricity that's being produced in Texas is going to be used in Texas or nearby.

One of the things that I think a lot about—it's a question that is unresolved in my mind and it's of first-order importance for people thinking about the energy transition—is what implications does decarbonizing the U.S. economy have for climate-change mitigation efforts globally?

One scenario is that we decarbonize in the U.S. but then send all of our oil and gas to Africa, where there's growing energy demand because of economic growth and population growth. This is not going to be the outcome that we want from a greenhouse-gas concentration perspective. In this scenario, the profitability of Texas oil and gas depends on how much demand remains worldwide—and, of course, how much production occurs elsewhere.

It's possible that the U.S. electrifies and gets rid of internal-combustion-engine cars, and the global demand for oil and gas remains high because there isn't a reliable electricity grid in a lot of the places where energy is being demanded.

It's just not clear to me that the electrification path is one that's going to be exportable to these countries. And if that's the case, then I think Texas oil and gas producers are going to be selling oil and gas for longer than we think.

Q. How is the energy transition going to impact high- versus low-income households?

It's important to point out that if renewable electricity were just simply a superior technology—and by that, I mean it offers the same energy services at a lower price or better energy services at the same price as the legacy energy sources—we wouldn't need government intervention.

But we're not there yet. You see a lot of subsidies and policies that are intended to stimulate the adoption of renewable electricity and the investment in it all over the country. The extent to which the government is

supporting these is going to affect the end costs to households.

What we're seeing so far is essentially lots of subsidies, particularly for electric vehicles and things such as rooftop solar, that are going to wealthy households. The distributional effects of these policies have been quite regressive, which is [I think] not what many people who care about the environment would want.

Q. Electric vehicles are very expensive, and solar panels are a huge investment. How can we make these accessible for low- to middle-income households?

If you subsidize an electric vehicle enough, then it's going to become cheaper than its gasoline counterpart. In the car market, you don't see low-income households buying many new cars, whether they're electric or whether they're gasoline. You see wealthier households buying new cars and lower- and middle-income households buying vehicles in the secondhand market.

There's a trickling down of the technology through the income spectrum. There's a lot of talk about wanting to get low-income households to buy new electric vehicles. That would be a dramatic shift from what we typically see in the pattern of buying cars. It's going to take substantial subsidies in order to make that an economically viable choice for these low-income households.

Q. Delving a little bit deeper on these subsidies, you said they're regressive, that they're mostly going to wealthy households. You also show in your work that electric vehicles (EVs) are not actually substituting for gasoline-powered cars. Why is that?

We have seen that in California, electric vehicles are not driven as much as gasoline cars. Why would that be on average? Why would electric vehicles not be driven as much? There are a whole bunch of reasons why that could be the case. But one of the most compelling hypotheses about that mechanism is that when people buy an electric car, it's often an additional vehicle for the household.

They're not selling a gasoline car at the same time. We see in our data every car that every household in California owns. We see the patterns—when somebody buys an EV, it differs from when they buy gasoline cars. That makes us believe or conjecture that they're used for different types of trips. People are holding on to their old gasoline cars so that they can use them for longer trips, going up to the mountains or out to the beach—places where there might not be a dense charging infrastructure.



“What we're seeing so far is essentially lots of subsidies, particularly for electric vehicles and things such as rooftop solar, that are going to wealthy households. The distributional effects of these policies have been quite regressive, which is [I think] not what many people who care about the environment would want.”

This is conjecture at this point. We're trying to test this in the data. I think it's quite possible that once we have this all sorted out in our research, we're going to see that these (EVs and gasoline-powered cars) are not perfect substitutes yet. Now, that doesn't mean that EVs won't become perfect substitutes in the future.

Maybe once we have a dense enough charging infrastructure so that people are comfortable with the prospect of filling their battery with electricity as they are filling their tank with gasoline, then maybe they're going to replace their gasoline cars.

Q. What are the implications of the energy transition—given how difficult it has already been—on households of various income levels and on government spending? What can other countries' experiences teach us?

I think there are some real lessons that we need to learn from Norway when we think about our energy transition policies here in the U.S. I'm choosing Norway as the example because they have successfully transitioned. Over 90 percent of their new-vehicle sales are electric vehicles.

Now, how did they make that happen? They didn't do what the U.S. is doing and throw thousands of dollars' worth of subsidies to each of these new cars purchased. They tax gasoline-powered cars. I don't have the numbers, but it's something like a 50 percent tax when you add in the import taxes and the gasoline surcharges. It's an enormous tax.

So, why is this different than subsidies? Think about what it is that we actually are trying to accomplish from an environmental perspective.

What we really want to do is reduce carbon emissions. We don't really care how much electricity is being consumed from a greenhouse gas perspective, except insofar as it is reducing emissions. Now, if you switch to an electric vehicle in Norway, that's going to be producing a lot of emissions reductions because it's reducing the amount of travel in gasoline cars.

Taxing gasoline cars is a great way to do that. Making gasoline expensive is a great way to do that. These are not the policies that we're implementing here in the U.S. where we're just subsidizing electric vehicles. If we're subsidizing electric vehicles and we're not taxing gasoline cars, then we're going to end up with more cars on the road. And, by the way, this is why, in my view, the car industry here in the U.S. has supported these policies—they expand demand for their products.

Norway has a lot of lessons for us. They have a 98 percent renewable-electricity grid because they have such an incredible endowment of hydroelectricity there. They're essentially taking gasoline cars off the road through these taxes and replacing them with electric cars that are powered by renewable energy.

Ironically, one of the reasons they can afford to do this is because they have so much oil revenue [from fossil fuel production]. So they're not as budget constrained as some other countries.

Q. How can we better navigate the energy transition?

I think there's a high likelihood because of the policies we've chosen that we're going to look back in 10 years, and we're not going to see the emissions reductions that were modeled by the policymakers.

They're assuming that every EV is replacing a gasoline car, for example. They're making all sorts of assumptions that might turn out not to be true.

What does this imply if you care about climate change? If that's an issue you really care about, we need to shift the political calculus on carbon pricing. Until we make it expensive to emit carbon, we're probably not going to achieve the main goal of this energy transition, which is reducing carbon emissions.

The views expressed are those of the authors and should not be attributed to the Federal Reserve Bank of Dallas or the Federal Reserve System.



District banks meet challenging times from position of strength

Ben Munyan

June 01, 2023

Texas banks confront an increasingly challenging operating environment, as the state's usually strong economic growth is predicted to slow later this year and the Federal Reserve's rapidly rising interest rate environment pressures banks' deposits and profitability.

In recent months, attention nationally has focused on banks that invested in government securities. However, rapidly rising interest rates reduced the value of these holdings. (Generally, bond prices move inversely to yield.) Simultaneously, banks have raised the interest rates they pay on deposits to compete with each other and with money market mutual funds. Still, deposits have shifted from banks.

As a result, some banks are paying more in interest expense than they are earning on their securities holdings. The strong earnings of Eleventh District banks mean these losses are currently manageable, but until interest rates fall, these losses will be realized as lower earnings.

The failure of Silicon Valley Bank in California—the first bank to fail this year—has added to liquidity risks that could spill over into Texas banks and bring new regulations.

Dealing with Texas growth headwinds in 2023

The regional economy has been strong, though it is projected to slow this year. Texas real GDP growth (stripping out inflation) is expected to decline from 4.4 percent in 2022 to 1.5 percent in 2023, according to Texas Comptroller of Public Accounts [projections](#). Softer energy prices and a potential U.S. recession present external headwinds.

Despite the last year's challenges, banks in the Eleventh District—Texas, northern Louisiana and southern New Mexico—reported strong earnings and steady asset quality, while growing more slowly than the broader U.S. banking sector.

The Fed's two main short-term policy rates rose sharply last year. The federal funds rate (the overnight bank borrowing rate) was 0.25 percent, and the prime rate (the interest rate banks charge to their most creditworthy customers) stood at 3.25 percent as banks entered 2022. The fed funds rate climbed to 4.5 percent and the prime rate to 7.5 percent by year-end.

This was the sharpest rise in short-term interest rates since then-Fed Chair Paul Volcker led a rate hike from 13.7 percent in October 1979 to 17.6 percent in April 1980.

Higher interest rates typically present more opportunity for bank profits in the form of higher net interest margins—net interest income divided by income-producing assets (generally loans and investment securities).

Banks in the region expanded lending rapidly in early 2022. Also, due to historically strong credit conditions, net new additions to loan loss reserves were low, even relative to banks nationally. Loan loss reserves are funds set aside by a bank to mitigate expected future losses on their loans. This suggests district banks did not need to loosen credit standards to grow their loan portfolios.

Meanwhile, banks that could not find enough lending opportunities instead bought securities such as Treasuries. When interest rates rise, the price of debt instruments such as Treasuries falls, and as interest rates rose substantially, many of these securities' values fell below their purchase price.

Many banks entered 2023 with unrealized portfolio losses due to this interest rate risk, even when holding Treasuries, which in finance are regarded as safe assets.

Additionally, banks face high operating costs, notably, the cost of labor. District banks pay 56.7 percent of noninterest expenses for labor, compared with just 52.5 percent for U.S. banks. Moreover, bank efficiency ratios (noninterest expense as a percent of total revenues) had already improved to near long-term average levels at 58 percent for both area and U.S. banks, making a further decline unlikely.

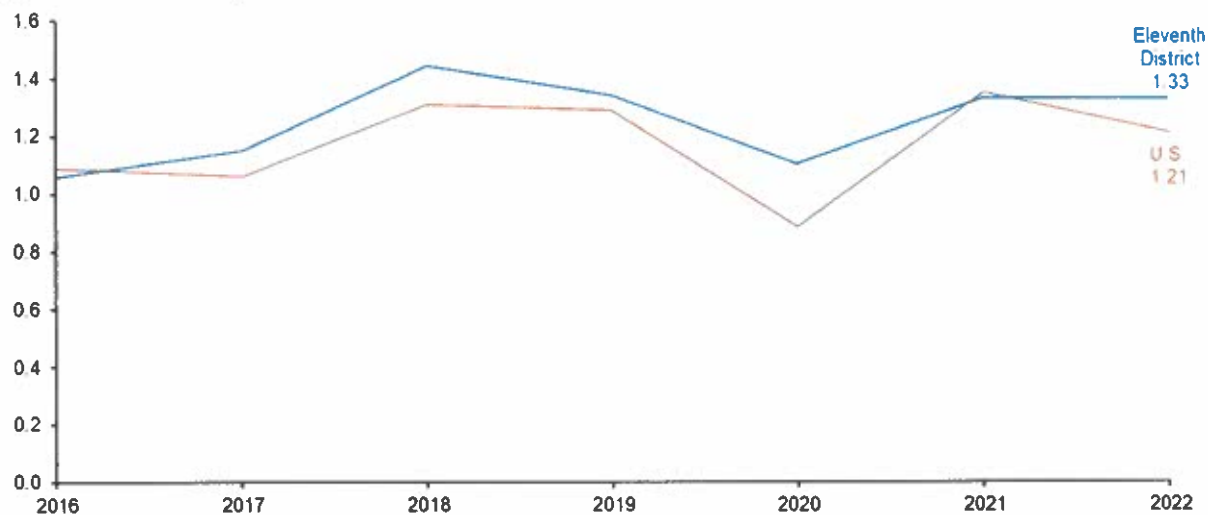
Bank profitability steady

Bank revenues come from interest-generating activities such as making loans or holding bonds, or noninterest-generating activities such as providing letters of credit or debit card fees. Bank costs include interest paid on deposits and other liabilities, as well as overhead—items such as wages, rent, information technology and advertising.

District banks typically earn greater profits than their national counterparts. Area bank profitability remained steady in 2022, with return on average assets (net income divided by average assets) holding steady at 1.33 percent, while nationally it declined to 1.21 percent (*Chart 1*).^[1]

Chart 1
Eleventh District profitability steady in 2022

Return on assets (percent)



NOTE: Data are for commercial banks with total assets less than \$100 billion.
SOURCE: Federal Financial Institutions Examination Council, Reports of Condition and Income.

Federal Reserve Bank of Dallas

Substantially higher interest income drove profit growth locally and nationally, as interest income rose from 2.9 percent of average assets in 2021 to 3.3 percent in 2022 for area banks and from 3.2 percent to 3.7 percent for U.S. banks.

Local institutions set aside less money for loan loss provisioning than their national counterparts, allowing greater profitability despite lower interest income. District banks provisioned 0.09 percent of average assets in 2022, compared with 0.21 percent for U.S. banks. (Many banks took back funds in 2021 that they had set aside to cover anticipated pandemic-era losses that didn't materialize.)

The district's loan loss provisioning rate remains historically low, perhaps indicative of the banks' stronger asset quality and better loan performance. The share of noncurrent loans (those behind in repayment) fell to 0.46 percent of all loans at year-end 2022, and the net charge-off rate (loans written off as a total loss) was just 0.07 percent. Nationally, the noncurrent share was 0.67 percent, and the net charge-off rate was 0.19 percent.

The provisioning rate is expected to rise this year, if nonperforming and charge-off rates move closer to the historical norms of 1.0 percent and 0.5 percent, respectively, likely damping bank profitability.

Containing expenses aids performance

Banks successfully contained interest expense and noninterest expense. Interest expense rose to only 0.41 percent of assets for area banks and 0.49 percent across the country, while noninterest expense was little changed at 2.18 percent in the district and 2.40 percent nationally.

Net interest margin—net interest income divided by earning assets—is another way to measure profitability. Net interest margin districtwide rose 24 basis points (0.24 percentage points) to 3.26 percent, though it remained

relatively low. Nationally, it increased 29 basis points to 3.51 percent.

The district increase resulted from a 9.8 percent rise in loans and a 9.3 percent jump in securities holdings. Additionally, area banks cut reserve balances held at the Federal Reserve by 52.8 percent and boosted wholesale funding by 119.5 percent (*Table 1*). Wholesale funding refers to bank liabilities that are quick to arrange but are less stable than core deposits, such as federal funds, Federal Home Loan Bank advances and brokered deposits.

Table 1: Loans and securities drive bank balance sheet growth

	Change: Dec. 31, 2021–Dec. 31, 2022			
	Eleventh District banks		U.S. banks	
	Dollars, billions	Percent	Dollars, billions	Percent
Total assets	\$4.7	0.7	\$146.2	2.2
PPP	-\$4.4	-95.2	-\$53.1	-89.1
Loans (ex. PPP)	\$32.4	9.8	\$517.7	12.8
Securities	\$17.2	9.3	-\$21.2	-1.4
Balances at Fed	-\$40.1	-52.8	-\$296.2	-57.7
Other assets	-\$4.7	-6.8	-\$54.2	-8.0
Total liabilities	\$11.4	1.9	\$152.9	2.5
Deposits	-\$6.5	-1.1	-\$60.6	-1.1
Wholesale funds	\$12.7	119.5	\$175.3	97.6
Other	\$3.4	42.3	-\$440.9	-8.7
Equity capital	-\$11.2	-16.2	-\$60.0	-8.1

NOTE: Data are for commercial banks with total assets less than \$100 billion. PPP refers to the Paycheck Protection Program. Equity capital equals total assets minus total liabilities. Other assets for a bank may include premises, accrued income, tax assets, equity investments without readily determinable fair values or intangible assets such as goodwill. Other liabilities may include accrued expenses, allowances for off-balance sheet exposures, deferred tax liabilities or other borrowed money such as mortgages the bank holds.

SOURCE: Federal Financial Institutions Examination Council, Reports of Condition and Income.

Nationally, loans increased 12.8 percent and securities holdings declined 1.4 percent, Fed balances fell 57.7 percent and wholesale funding increased 97.6 percent.

In other words, district banks moved their cash into higher-earning assets (loans and securities) and bought more earning assets by borrowing wholesale funds in the money market, while the broader U.S. banking sector moved its cash into loans but not securities.

For district banks that invested in relatively short-duration Treasuries or in loans with floating interest rates, this increase in net interest margin may be more sustainable than for banks that made long-dated, fixed-rate investments and are now experiencing higher deposit and wholesale funding costs.

Bank equity capital, deposits decline

Equity capital (common stock, paid-in capital, preferred equity, retained earnings and other comprehensive income) fell substantially in district institutions and less so nationally, despite banks' profitability in 2022.

This largely resulted from the unrealized losses on banks' available-for-sale securities positions, purchased when interest rates were low. Falling equity capital can spook large depositors who fear the institution's capital may ultimately become "insufficient," raising concern about the safety of accounts exceeding the Federal Deposit Insurance Corp.'s deposit insurance limits.

Falling equity capital may also signal that a bank may be unable to continue paying dividends if it approaches regulatory minimum levels of equity and earnings weaken—during an economic downturn, for example.

Some bank securities are characterized as "available for sale" instead of "hold to maturity" in case the bank needs to raise cash before the holdings mature. Banks have more leniency in recognizing losses on their hold-to-maturity portfolios but face penalties if they use some of those securities for cash liquidity. District banks carried \$15.9 billion (2.4 percent of total assets) of unrealized losses at the end of 2022, while nationally, banks held \$132.2 billion (1.9 percent of assets) of unrealized losses.

Even when netted against their positive earnings, bank equity capital declined by 16.2 percent in the district and by 8.1 percent nationally. This trend created concern about the capitalization of some banks outside the district in March 2023—particularly driving bank runs at Silicon Valley Bank, Silvergate Bank and First Republic Bank, which prompted an [emergency liquidity response program](#) from the Federal Reserve and the U.S. Department of the Treasury. All three banks have closed.

As long as interest rates continue rising, unrealized losses from securities holdings will continue to weigh on bank capital despite healthy earnings.

Pandemic-era [Paycheck Protection Program \(PPP\)](#) loans have largely wound down, with the federal government largely forgiving these loans. Thus, the fee income from managing them, which had contributed to bank profitability, has disappeared.

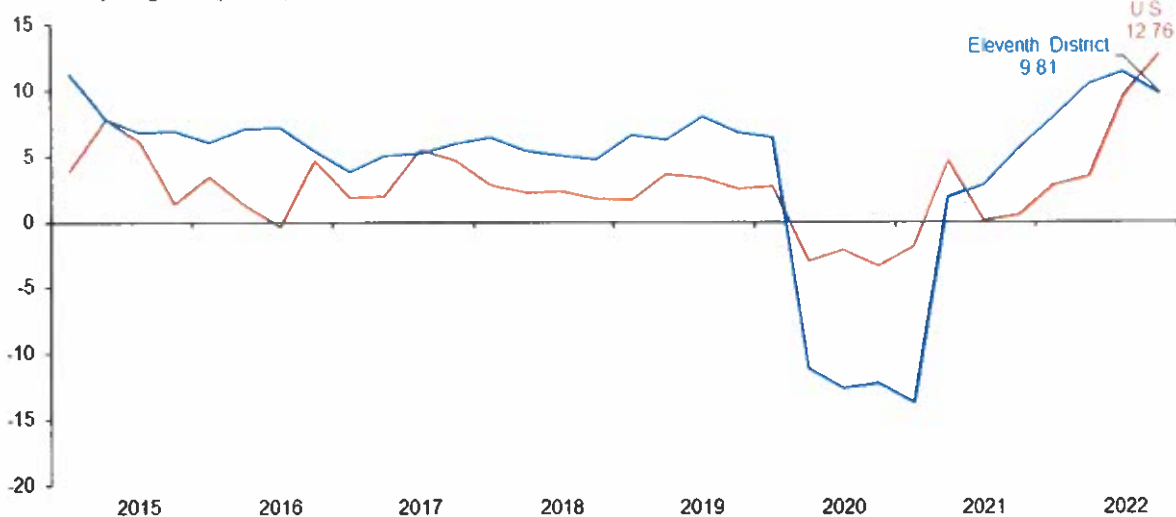
Simultaneously, bank deposits have slowly declined year over year, dropping 1.1 percent both in the district and nationally from 2021 to 2022. Proceeds from PPP loans and pandemic-era government stimulus checks initially bolstered deposits before they were ultimately spent. A smaller part of the bank deposit decline was attributable to bank customers switching to higher-earning money market accounts in 2022—a trend that could accelerate if banks don't raise their deposit rates.

District loan growth stays robust

Loans among district banks grew 9.81 percent in 2022 relative to 2021, while increasing 12.76 percent nationally (Chart 2).

Chart 2
Loan growth remains strong regionally, nationally

Year-over-year growth (percent)



NOTE: Data are for commercial banks with total assets less than \$100 billion and have been adjusted to exclude Paycheck Protection Program loans
SOURCE: Federal Financial Institutions Examination Council, Report of Condition

Federal Reserve Bank of Dallas

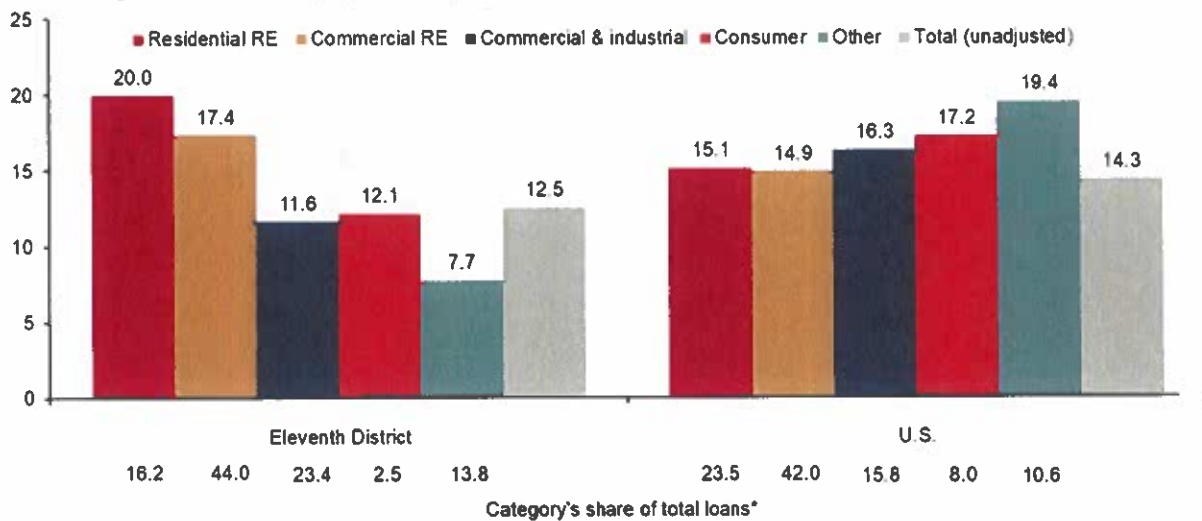
The pandemic interrupted lending, a mainstay of most district banks. Demand for loans declined with the introduction of PPP and federal stimulus programs.

District loan growth was concentrated in real estate (both residential and commercial) last year, while commercial and industrial and consumer lending grew less rapidly (Chart 3).

This was true both in terms of year-over-year growth rates, as well as in absolute dollar amounts; residential and commercial real estate lending were the two largest growth categories at \$9.38 billion and \$19.55 billion growth, respectively.

Chart 3
Real estate drives district lending in 2022

Percent change in loan volume, Dec. 31, 2021–Dec. 31, 2022



*Numbers indicate the share of total loans for the Eleventh District and the U.S. in 2021.

NOTE: Data are for commercial banks with total assets less than \$100 billion.

SOURCE: Federal Financial Institutions Examination Council, Report of Condition.

Federal Reserve Bank of Dallas

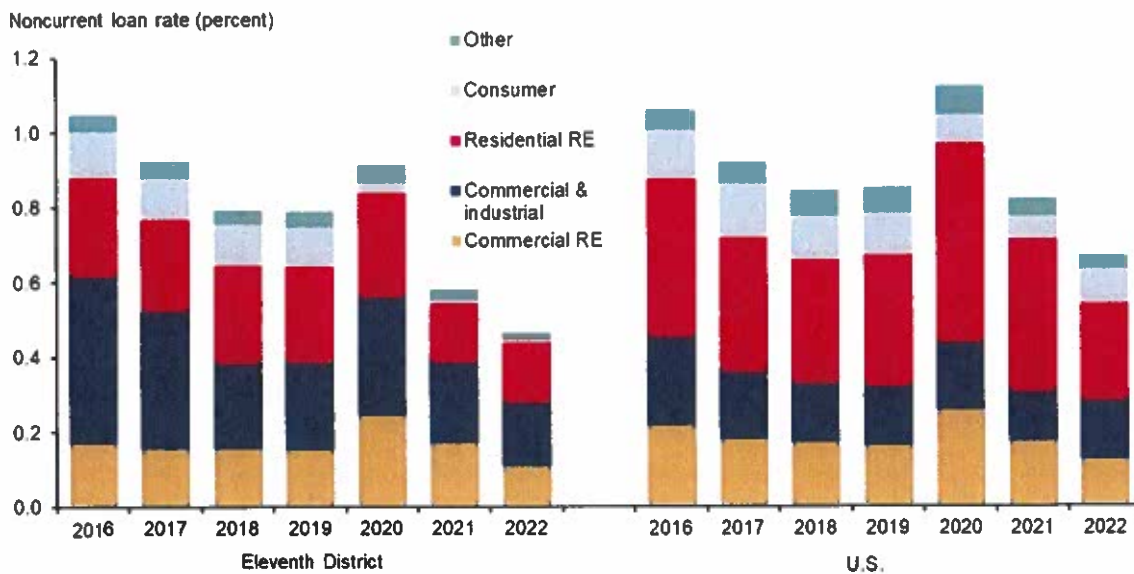
Commercial and industrial lending includes loans to businesses—typically for shorter terms than real estate loans and at floating interest rates—with collateral other than real estate. Consumer lending provides financing for individual and household consumers, such as credit cards, personal loans and auto loans. Nationally, real estate loan growth grew approximately 15 percent annually in 2022, while consumer lending rose 17.2 percent year over year, and commercial and industrial lending was up 16.3 percent.

Loan quality remains little changed

Loan performance continued to improve in 2022, with noncurrent loan rates falling in the district from an already-low 0.58 percent to 0.46 percent, and nationally from 0.85 percent to 0.67 percent (*Chart 4*). Noncurrent loans are loans 90-plus days past due. With noncurrent loan rates at a 20-year low, it is difficult to construct a scenario

where rates do not increase, reverting toward historical averages. (For district banks, the average noncurrent loan rate since 2003 is 1.11 percent; the national average is 1.56 percent.)

Chart 4
Loan performance improves in the district and U.S. in 2022



NOTE: Data are for commercial banks with total assets less than \$100 billion.
 SOURCE: Federal Financial Institutions Examination Council, Report of Condition.

Federal Reserve Bank of Dallas

With more companies offering remote work options since the pandemic, demand for office space and accompanying retail space has declined. As a result, some commercial real estate borrowers are unable to repay or refinance their loans. At the same time, residential rent growth has slowed markedly, and apartment vacancy rates are rising, possibly signaling mounting pressure on multifamily commercial real estate borrowers.

Average noncurrent commercial real estate loan rates were at a historically low 0.24 percent for all district banks (0.29 percent nationally) at year-end 2022. However, periods of high loan origination and a concentration in commercial real estate have been historically associated with increasing credit risk during a downturn—noncurrent loan rates can rise by a factor of 20 to 30 during a recession. Indeed, during the 2008 recession, the noncurrent rate peaked at 4.67 percent for district banks and rose to 6.34 percent nationally.

Across all other loan categories, noncurrent loan rates also did not increase for district banks in 2022. However, nationally, the noncurrent loan rate for commercial and industrial ticked up from 0.8 percent to 0.9 percent and, for consumer loans, from 0.6 to 1.0 percent.

Of the major loan categories, commercial real estate and commercial and industrial loans improved the most in the district, while nationally, a better performance for residential real estate and commercial real estate more than offset a small deterioration in commercial and industrial and consumer loans.

Increasing equity could aid banking outlook

District banks entered 2023 with strong profitability and loan quality. Yet vulnerabilities had already developed as interest rates rose, deposits fell and the value of banks’ securities holdings declined. Additionally, some institutions relied on less-stable funding sources such as uninsured deposits.

In early March 2023, concerns about unrealized losses on banks' bond holdings precipitated a classic bank run by large uninsured depositors of some regional banks, most notably Silicon Valley Bank. To forestall a broader crisis, the Federal Reserve and the Treasury Department announced an emergency Bank Term Funding Program to provide liquidity to troubled banks.

Banks holding Treasuries and other government-backed debt before the early March turmoil can pledge those bonds at their face value (often substantially higher than their current market value) to borrow for up to one year from the Fed. While the extraordinary move (exercised under the Federal Reserve's authority to intervene in periods of systemic crisis) has stabilized bank deposits, some banks remained under pressure due to concerns about their unrealized losses.

These unrealized losses from higher rates could dissipate if inflation falls and the Fed lowers interest rates. However, that scenario may require an economic downturn, which would then pressure asset quality and banks' loan positions. The most straightforward way for banks to navigate this crisis may therefore be to increase equity on the strength of their earnings.

Note

1. Figures are for commercial banks with assets less than \$100 billion.

About the author



Ben Munyan is a senior research economist in the Banking Supervision Department at the Federal Reserve Bank of Dallas.

The views expressed are those of the authors and should not be attributed to the Federal Reserve Bank of Dallas or the Federal Reserve System.

**AGENDA ITEM 10:
CONSIDER AND ACT
UPON A BID FOR
CONSTRUCTION OF
WASTE WATER
TREATMENT FACILITY**

ENGINEER'S OPINION OF PROBABLE COST

CITY OF RANSOM CANYON TEXAS
OPTION #2 - SEQUENCING BATCH REACTOR

Prepared
MAY 2018



Parkhill, Smith, & Cooper, Inc.
4222 85th Street
Lubbock, Texas 79423



Item No.	Description	Unit	Quantity	Unit Price	Extension
----------	-------------	------	----------	------------	-----------

A. PROJECT OVERSIGHT

1	Mobilization/Demobilization	LS	1	\$165,000	\$165,000
2	Bonds/Insurance	LS	1	\$100,000	\$100,000
					\$265,000

B. SITE PREPARATION

3	Grading	LS	1	\$35,000	\$35,000
4	Structural fill pad	LS	1	\$20,000	\$20,000
5	Chain link fencing	LF	35	\$600	\$21,000
6	Excavation - cut	CY	5,000	\$5	\$25,000
					\$101,000

C. NEW SBR, EQUALIZATION BASIN, AND CHLORINE CONTACT COMPLEX

7	Equalization basin aeration and mixing equipment (Aqua)	LS	1	\$120,000	\$120,000
8	Decanters assembly with hoses and mooring for SBR	EA	2	\$75,000	\$150,000
9	Transfer pumps and valves	LS	1	\$40,000	\$40,000
10	Fixed coarse bubble diffusers	LS	1	\$55,000	\$55,000
11	Positive displacement blowers	EA	6	\$35,000	\$210,000
12	Blower building	SF	200	\$145	\$29,000
13	Controls including level sensors, panels and software	LS	1	\$85,000	\$85,000
14	Chlorine contact equipment	LS	1	\$15,000	\$15,000
15	Concrete Structure (foundation)	CY	500	\$650	\$325,000
16	Concrete Structure (walls)	CY	400	\$1,200	\$480,000
17	Access walkways, stairs and concrete sidewalks	LS	1	\$37,000	\$37,000
18	Installation, testing and sequencing of startup operations	LS	1	\$506,250	\$506,250
					\$2,052,250

D. SLUDGE PROCESSING EQUIPMENT

19	Demolish existing sludge drying beds	LS	1	\$30,000	\$30,000
20	Belt press with extended thickening zone	LS	1	\$108,000	\$108,000
21	Concrete or CMU building	SF	400	\$150	\$60,000
22	Conveyor and pad for truck	LS	1	\$25,000	\$25,000
					\$223,000

E. MISCELLANEOUS WORK

23	Misc. plant piping	LS	1	\$85,000	\$85,000
24	Mechanical and ventilation	LS	1	\$7,500	\$7,500
25	Electrical	LS	1	\$115,000	\$115,000
					\$207,500

Subtotal	\$2,848,750
General Contractor Management, OH&P	\$170,925
Construction Cost Contingency @ 10%	\$284,875
Subtotal Construction Items	\$3,304,550
Engineering Design	\$398,546
Surveying	\$17,500
Geotechnical	\$32,000
Construction Material Testing	\$120,000
Construction Admin Services	\$75,000
RPR	\$150,000
Environmental Survey	\$28,500
Engineering Report	\$30,000
Financial Advisor	\$27,000
Admin/Escrow Fees	\$18,500
Permitting	\$25,000

TOTAL OPINION OF PROBABLE COST \$4,084,521

This Opinion of Probable Cost was prepared by Brian M. Stephens, P.E. # 92015, firm No. 560 and shall not be used for construction permitting or other construction purposes.



TOWN OF RANSOM CANYON
NEW WASTEWATER TREATMENT FACILITY
Ransom Canyon, Texas

29-Jun-23

2:00 PM, Local Time

BASE BID		Quantity		Unit	Price	Amount	Unit	Price	Amount
1	Mobilization/Demobilization/Bonds & hrs. (5%)	1	LS	LS	\$400,000.00	\$400,000.00		\$273,513.48	\$273,513.48
2	Demolition and Removal Of Equipment	1	LS	LS	\$350,000.00	\$350,000.00		\$619,707.00	\$619,707.00
3	SRR Equipment Procurement and Installation	2	EA	EA	\$700,000.00	\$1,400,000.00		\$800,384.50	\$1,600,769.00
4	SRR Concrete Basins, Effluent Box and Blower Pads	1	LS	LS	\$1,350,000.00	\$1,350,000.00		\$1,983,153.00	\$1,983,153.00
5	4" DI WAST Piping, Valves and Fittings	100	LF	LF	\$390.00	\$39,000.00		\$340.23	\$34,023.00
6	8" DI Inflow Foreman Piping and Fittings	135	LF	LF	\$440.00	\$59,400.00		\$750.00	\$101,250.00
7	8" DI Drain Line Piping, Valves and Fittings	130	LF	LF	\$460.00	\$59,800.00		\$1,095.38	\$142,399.40
8	Cut and Plug Existing Lines	1	LS	LS	\$16,000.00	\$16,000.00		\$5,983.00	\$5,983.00
9	Modify Existing Clarifier Unit to Sludge Digester	1	LS	LS	\$390.00	\$390.00		\$203.03	\$203.03
10	4" DI WAST Piping to Sludge Processing	145	LF	LF	\$350.00	\$51,000.00		\$270.00	\$39,150.00
11	New 10"x6" Precast Concrete Vault with Hatch	1	LS	LS	\$110,000.00	\$110,000.00		\$40,705.00	\$40,705.00
12	New Precast Valve Vault Piping and Valves	1	LS	LS	\$25,000.00	\$25,000.00		\$133,165.00	\$133,165.00
13	Remove and Replace Existing Lift Station Pump	1	LS	LS	\$500,000.00	\$500,000.00		\$44,100.00	\$44,100.00
14	Sludge Processing Building, Doors, Etc	1	LS	LS	\$100,000.00	\$100,000.00		\$64,871.00	\$64,871.00
15	Concrete Foundation, Pad and Miscellaneous Concrete Work	1	LS	LS	\$775,000.00	\$775,000.00		\$253,816.00	\$253,816.00
16	Ball Filter Press and Controls Procurement and Installation	1	LS	LS	\$25,000.00	\$25,000.00		\$1,002,810.00	\$1,002,810.00
17	Roll Off Dumpster and Grade Rails	1	LS	LS	\$25,000.00	\$25,000.00		\$9,958.00	\$9,958.00
18	UV Reactor System and Controls Procurement and Installation	1	LS	LS	\$300,000.00	\$300,000.00		\$221,920.00	\$221,920.00
19	Concrete Foundation, Slab, and Miscellaneous Concrete Work	1	LS	LS	\$75,000.00	\$75,000.00		\$95,797.00	\$95,797.00
20	Partial Furna, Meter, and Appurtenances	1	LS	LS	\$25,000.00	\$25,000.00		\$60,995.00	\$60,995.00
21	12" HDPE Discharge Pipe	360	LF	LF	\$650.00	\$234,000.00		\$283.96	\$102,881.80
22	Discharge Structure	1	LS	LS	\$25,000.00	\$25,000.00		\$11,593.00	\$11,593.00
23	New MCC Building	1	LS	LS	\$225,000.00	\$225,000.00		\$12,510.00	\$12,510.00
24	Concrete Foundation, Pad and Miscellaneous Concrete Work	1	LS	LS	\$50,000.00	\$50,000.00		\$117,871.00	\$117,871.00
25	New 500KVA Generator	1	EA	EA	\$250,000.00	\$250,000.00		\$415,032.00	\$415,032.00
26	Electrical and Controls & Installation (Panels, Cabinets, Wiring, etc.)	1	LS	LS	\$1,385,000.00	\$1,385,000.00		\$478,750.00	\$478,750.00
27	Site Grading and Earthwork	1	LS	LS	\$727,650.00	\$727,650.00		\$138,519.00	\$138,519.00
28	Gates and Fencing	1	LS	LS	\$8,000.00	\$8,000.00		\$18,875.00	\$18,875.00
29	Calcium Chloride	150	SY	SY	\$150.00	\$22,500.00		\$50.00	\$7,500.00
30	SURPPP Preparation and Erosion control	1	LS	LS	\$25,000.00	\$25,000.00		\$70,000.00	\$70,000.00
31	Trench Safety/Dewatering	925	LF	LF	\$5.00	\$4,625.00		\$10.81	\$9,990.25
TOTAL						\$8,556,000.00		\$8,048,185.08	\$8,048,185.08

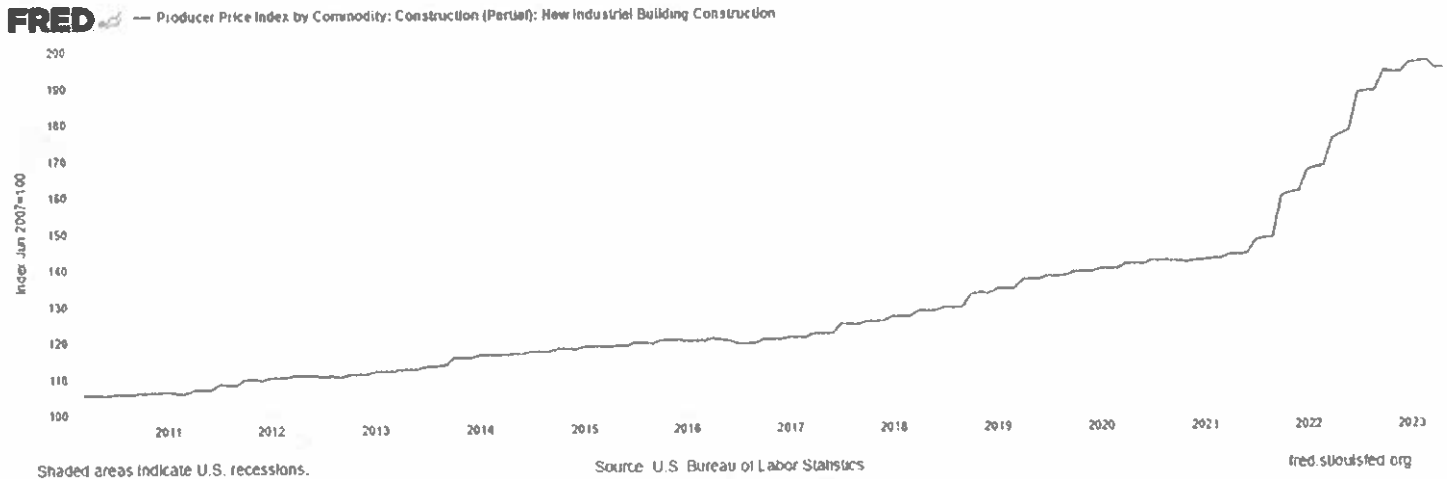
Reytec Construction Resources, Inc.
1901 Hollister St.
Houston, Texas 77060

L Howard Construction, Inc.
380 FM 54
Abernethy, Texas 79311

Ransom Canyon New Wastewater Treatment Facility		
TWDB Timeline		
Date	Event	Months
May 22, 2018	Original OPC	-
December 18, 2019	TWDB Project Information Form (PIF) Submitted	19
March 27, 2020	Pre-application Meeting TWDB	3
June 1, 2020	Application Filed with TWDB	2
December 17, 2020	TWDB Loan Closing	7
April 5, 2021	Deliver Environmental Report and PER	4
December 21, 2021	Approval of Environmental Report; Design Funds Released	9
October 12, 2022	60% Plan Submission	10
December 21, 2022	Submit Plans to TWDB	2
June 2, 2023	Approval of Plans	5
		61 months
		5 years

Past 5 Years of Inflation*	2018	2019	2020	2021	2022	2023	Total
WW Equipment	2.5	3.1	3	15	14	16	53.6
Electrical	4.8	3.6	2	9.6	12.3	11.2	43.5
Concrete	3.5	3.1	2.2	8.6	14.8	12.5	44.7
Steel	12.1	-2.9	0.5	56.9	3.3	-3.1	66.8
Piping	20	-9	1.9	79.8	-7.9	-15.9	68.9
Ransom Canyon Plant	\$3.30	\$3.95	\$4.73	\$5.67	\$6.79	\$8.10	59%

*Data in % from Producer Price Index (PPI) compiled by Association of General Contractors



**AGENDA ITEM 11:
CONSIDER AND ACT
UPON A RESOLUTION
FOR APPLICATION FOR
LOCAL PARK GRANT
THROUGH TEXAS
PARKS AND WILDLIFE**



**Local Park Grant Program
Resolution Authorizing Application**

A resolution of the Town of Ransom Canyon as hereinafter referred to as "Applicant," designating certain officials as being responsible for, acting for, and on behalf of the Applicant in dealing with the Texas Parks & Wildlife Department, hereinafter referred to as "Department," for the purpose of participating in the Local Park Grant Program, hereinafter referred to as the "Program"; certifying that the Applicant is eligible to receive program assistance; certifying that the Applicant matching share is readily available; and dedicating the proposed site for permanent (or for the term of the lease for leased property) public park and recreational uses.

WHEREAS, the Applicant is fully eligible to receive assistance under the Program; and

WHEREAS, the Applicant is desirous of authorizing an official to represent and act for the Applicant in dealing with the Department concerning the Program;

BE IT RESOLVED BY THE APPLICANT:

SECTION 1: That the Applicant hereby certifies that they are eligible to receive assistance under the Program, and that notice of the application has been posted according to local public hearing requirements.

SECTION 2: That the Applicant hereby certifies that the matching share for this application is readily available at this time.

SECTION 3: That the Applicant hereby authorizes and directs the City Manager to act for the Applicant in dealing with the Department for the purposes of the Program, and that City Manager is hereby officially designated as the representative in this regard.

SECTION 4: The Applicant hereby specifically authorizes the official to make application to the Department concerning the site to be known as City Park in the Town of Ransom Canyon or use as a park site and is hereby dedicated (or will be dedicated upon completion of the proposed acquisition) for public park and recreation purposes in perpetuity (or for the lease term, if legal control is through a lease). Projects with federal monies may have differing requirements.

Introduced, read and passed by an affirmative vote of the "Applicant" on this 18th day of July, 2023.

Signature of Local Government Official

Jana Trew, Mayor

Typed Name and Title

ATTEST:

Signature

Elena Quintanilla, City Manager

Typed Name and Title

**AGENDA ITEM 12:
CONSIDER AND ACT
UPON AN WATER
METER FEE
ORDINANCE CHANGE**

FIRST READING ORDINANCE NO. 071123
ARTICLE 3.04 PERMITS AND INSPECTIONS, DIVISION 1. GENERALLY

AN ORDINANCE OF THE TOWN OF RANSOM CANYON, TEXAS (CITY) ENACTING CHANGES TO SECTION 3.04.002 FEE SCHEDULE, PLAN REVIEW IN ORDER TO CHANGE THE WATER METER FEE TO ACCOUNT FOR INFLATIONARY COSTS TO SUPPLIES ORDERED FOR WATER METERS TO CHANGE THE WATER METER FEE ACCORDINGLY WHILE REPEALING ORDINANCE NO. 041123, SEC. (h) ADOPTED 4/11/23 AND REPLACING IT WITH THIS ORDINANCE, PROVIDING FOR SEVERABILITY AND AN EFFECTIVE DATE.

WHEREAS, the City Council of the Town of Ransom Canyon, Texas (City Council), a Type A General Law Municipal Corporation, and the Texas Local Government Code Sec. 51.072 recognize the authority of the City to adopt an ordinance consistent with state law that is necessary for the government, interest, welfare, or good order of the municipality; and

WHEREAS, the City Council has determined that the city has a fiduciary responsibility to its citizens and the City require the adoption of rules and procedures which will regulate fee schedules accordingly; and

WHEREAS, the City is authorized to enact and enforce such regulations pursuant to Subchapter A of Chapter 214 of the Texas Local Government Code and Subchapter B of Chapter 54 of the Texas Local Government Code; and

WHEREAS, this Ordinance was adopted at a meeting of the City Council of the Town of Ransom Canyon, Texas; (i) at which a quorum of the members of the City Council were present, (ii) which was open to the public, as required by Chapter 551 of the Texas Government Code (the Open Meetings Act), and (iii) which was preceded with the notice required by the Texas Open Meetings Act.

NOW, THEREFORE, BE IT ORDAINED by the City Council of the Town of Ransom Canyon, Texas, that the following regulations and provisions be adopted:

SECTION 1. Enactment of New Water Meter Fee. That a new Article 3.04 be enacted and added to the City's code or ordinances to amend Section 3.04.001 "Fee Schedule, Plan Review" Sections (h) change water meter fee as follows:

Sec. 3.04.002 Fee schedule; plan review.

This Ordinance covers the change of a water meter fee as follows:

(h) Water meter fee. ~~A fee of \$800.00 shall be assessed for up to a one-inch water meter. This fee includes the cost of the meter, the water tap, and labor. Larger meters shall be assessed base on the cost of the actual meter plus labor for the water tap of \$150.00.~~ A water meter fee shall be assessed based on the actual cost of the meter plus labor for the water tap of \$150.00.

SECTION 2. Repeal of Prior Regulation. Secs. 3.04.002, Division 1, Sections (h) is updated with new water meter fee provisions.

SECTION 3. Severability. If any clause, section, or other part of application of this Ordinance shall be held by any court of competent jurisdiction to be unconstitutional or invalid, such unconstitutional or invalid part or application shall be considered as eliminated and so not affecting the remaining portions or applications remaining in full force and effect.

SECTION 4. Effective Date. The ordinance shall become effective ten (10) days after its publication in *The Slatonite*.

PASSED AND APPROVED ON _____

Jana Trew, Mayor

ATTEST:

Elena Quintanilla, City Secretary